

T: 01495 357785 Ext./Est: 7785

E: committee.services@blaenau-gwent.gov.uk

Contact:/Cysylltwch â: Democratic Services



THIS IS A MEETING WHICH THE PUBLIC ARE ENTITLED TO ATTEND

8th November 2019

Dear Sir/Madam

REGENERATION SCRUTINY COMMITTEE

A meeting of the Regeneration Scrutiny Committee will be held in Council Chamber, Civic Centre, Ebbw Vale on Thursday, 14th November, 2019 at 9.30 am.

Please note that a pre and post meeting will be held 30 minutes prior to the start and following the conclusion of the meeting for members of the committee.

Yours faithfully

Michelle Morris
Managing Director

AGENDA

Pages

1. SIMULTANEOUS TRANSLATION

You are welcome to use Welsh at the meeting, a minimum notice period of 3 working days is required should you wish to do so. A simultaneous translation

We welcome correspondence in the medium of Welsh or English. / Croesawn ohebiaith trwy gyfrwng y Gymraeg neu'r Saesneg.

will be provided if requested.

2. APOLOGIES

To receive.

**3. DECLARATIONS OF INTEREST AND
DISPENSATIONS**

To receive.

4. REGENERATION SCRUTINY COMMITTEE 5 - 14

To receive the minutes of the Regeneration Scrutiny Committee held on 23rd September, 2019.

(Please note the minutes are submitted for accuracy points only.)

5. ACTION SHEET - 23RD SEPTEMBER 2019 15 - 16

To receive action sheet.

**6. EXECUTIVE DECISION SHEET FOR
REGENERATION SCRUTINY COMMITTEE 17 - 18**

To receive Executive Decision Sheet.

**7. BRIDGING THE GAP - LOW CARBON BLAENAU
GWENT 19 - 26**

To consider the report of the Managing Director.

8. BRIDGING THE GAP - GROWTH PLAN 27 - 32

To consider the report of the Corporate Director for Regeneration.

**9. REPLACEMENT LOCAL DEVELOPMENT PLAN
PREFERRED STRATEGY 33 - 132**

To consider the report of Team Manager.

**10. CARDIFF CAPITAL REGION CITY DEAL
PERFORMANCE REVIEW 2018/19 - QUARTER 4 133 - 198**

To consider the report of the Head of Regeneration.

11. FORWARD WORK PROGRAMME - 9TH DECEMBER 199 - 202

2019

To consider the report.

12. EXEMPT ITEM(S)

To receive and consider the following report(s) which in the opinion of the Proper Officer is/are an exempt item(s) taking into account consideration of the public interest test and that the press and public should be excluded from the meeting (the reason for the decision for the exemption is available on a schedule maintained by the Proper Officer).

13. BRIDGING THE GAP - INDUSTRIAL PORTFOLIO REVIEW 203 - 212

To consider the report of the Head of Regeneration.

14. EBBW VALE HI TEC TEST FACILITY 213 - 220

To consider the report of the Corporate Director Regeneration and Community Services.

To: Councillor L. Parsons (Chair)
Councillor J. Hill (Vice-Chair)
Councillor M. Cross
Councillor G. A. Davies
Councillor G. L. Davies
Councillor M. Day
Councillor P. Edwards
Councillor M. Holland
Councillor H. McCarthy
Councillor J. Millard
Councillor M. Moore
Councillor J. C. Morgan
Councillor K. Pritchard
Councillor K. Rowson
Councillor B. Willis

All other Members (for information)
Manager Director
Chief Officers

This page is intentionally left blank

COUNTY BOROUGH OF BLAENAU GWENT

REPORT TO: **THE CHAIR AND MEMBERS OF THE
REGENERATION SCRUTINY COMMITTEE**

SUBJECT: **REGENERATION SCRUTINY COMMITTEE –
23RD SEPTEMBER, 2019**

REPORT OF: **DEMOCRATIC SUPPORT OFFICER**

PRESENT: COUNCILLOR L. PARSONS (CHAIR)

Councillors J. Hill
G.A. Davies
G.L. Davies
P. Edwards
M. Holland
H. McCarthy
J. Millard
M. Moore
J.C. Morgan
K. Rowson
B. Willis

AND: Corporate Director Regeneration & Community
Services
Head of Regeneration
Service Manager Development & Estates
Team Manager Planning Policy
Team Manager Thriving Communities
Team Manager Regeneration Opportunities
Enterprise Facilitation Officer
Scrutiny Officer

ITEM	SUBJECT	ACTION
No. 1	<u>SIMULTANEOUS TRANSLATION</u> It was noted that no requests had been received for the simultaneous translation service.	

No. 2	<p><u>APOLOGIES</u></p> <p>An apology for absence was reported for Councillor M. Cross.</p>	
No. 3	<p><u>DECLARATIONS OF INTEREST AND DISPENSATIONS</u></p> <p>No declarations of interest and dispensations reported.</p>	
No. 4	<p><u>ENVIRONMENT, REGENERATION & ECONOMIC DEVELOPMENT SCRUTINY COMMITTEE</u></p> <p>The minutes of the Environment, Regeneration & Economic Development Scrutiny Committee held on 18th March, 2019 were submitted.</p> <p>A Member expressed concern regarding the delay in the minutes being submitted to Committee. The Chair explained that this was the first meeting of the newly established Regeneration Scrutiny Committee, and these minutes had ‘rolled over’ from the old Environment, Regeneration & Economic Development Scrutiny Committee.</p> <p>Another Member said the minutes had already been approved by Council, but he understood that minutes should be approved by the relevant Scrutiny Committee prior to being ratified by Council.</p> <p>The Scrutiny Officer explained that the minutes had been submitted for Members to note the comments from the previous Scrutiny Committees. The Head of Governance & Partnerships was in the process of considering the submission of minutes to Special Meetings in order to avoid a delay in minutes being approved/ratified.</p> <p>Following a brief discussion Members agreed that as the minutes were from the previous Scrutiny Committee and the membership had changed, that the minutes be ‘noted’.</p> <p>The Committee AGREED that the minutes be noted.</p>	
No. 5	<p><u>ACTION SHEET – 18TH MARCH, 2019</u></p>	

	<p>The action sheet arising from the meeting of the Environment, Regeneration & Economic Development Scrutiny Committee held on 18th March, 2019 was submitted.</p> <p>The Committee AGREED that the action sheet be noted.</p>	
No. 6	<p><u>ENVIRONMENT, REGENERATION & ECONOMIC DEVELOPMENT SCRUTINY COMMITTEE</u></p> <p>The minutes of the Environment Regeneration & Economic Development Scrutiny Committee held on 4th April, 2019 was submitted.</p> <p>The Committee AGREED that the minutes be noted.</p>	
No. 7	<p><u>ACTION SHEET – 4TH APRIL, 2019</u></p> <p>The action sheet arising from the meeting of the Environment, Regeneration & Economic Development Scrutiny Committee held on 4th April, 2019 was submitted, whereupon:-</p> <p><u>Blaenau Gwent Consumer Brochure</u></p> <p>In response to a question raised, the Enterprise Facilitation Officer reported that the Brochure was currently with the Communications Section to check the design and branding, and would be brought back to Scrutiny in due course.</p> <p>A Member expressed concern that this had been ongoing for some time. The Officer said he understood Members' frustration, however, there had been movement within the destination management portfolio and it was important that the document provided a true reflection of what was currently on offer.</p> <p>A Member said the reasons for the delay should be investigated, and that Members should have had sight of the document, albeit in draft form.</p> <p>The Committee AGREED, subject to the foregoing, that the action sheet be noted.</p>	

<p>No. 8</p>	<p><u>ENVIRONMENT, REGENERATION & ECONOMIC DEVELOPMENT SCRUTINY COMMITTEE</u></p> <p>The minutes of the special Environment, Regeneration & Economic Development Scrutiny Committee held on 15th May, 2019 was submitted.</p> <p>The Committee AGREED that the minutes be noted.</p>	
<p>No. 9</p>	<p><u>ACTION SHEET – 15TH MAY, 2019</u></p> <p>There were no actions arising from the special meeting of the Environment, Regeneration & Economic Development Scrutiny Committee held on 15th May, 2019.</p>	
<p>No. 10</p>	<p><u>PROPOSED SCRUTINY COMMITTEE FORWARD WORK PROGRAMME 2019-20</u></p> <p>Consideration was given to report which presented the Regeneration Scrutiny Work Programme for 2019-20.</p> <p>A Member said the work of the Leisure Review Working Group was reported to a Joint Scrutiny Committee, and felt that this should continue.</p> <p>In response the Corporate Director confirmed that the Leisure Review came under the remit of the Community Services Scrutiny Committee. However, the outcomes would also be reported to Council for consideration by all Members.</p> <p>The Chair undertook to seek advice of the Head of Democratic Services.</p> <p>The Member proposed that it continue to be reported through the Joint Scrutiny Committee arrangements, and this proposal was seconded.</p> <p>Upon a vote being taken</p> <p>The Committee AGREED to recommend that the work of the Leisure Review Working Group be reported through a Joint Scrutiny Committee arrangement.</p>	<p>Head of Democratic Services</p>

	<p><u>Housing Prospectus – 12th December, 2019</u></p> <p>The Team Leader Thriving Communities said this had previously been reported, and should be removed.</p> <p><u>Town Centres</u></p> <p>A Member said the outcome of the Town Centre Working Group had not been reported to Committee.</p> <p>The Chair explained that the Working Party was formed under the previous Environment, Regeneration & Economic Development Scrutiny Committee. However, there was scope to re-establish the group under the remit of this Committee.</p> <p>A discussion ensued when a Member said the report scheduled for the 23rd January, 2020 should include the outcomes of the Working Group. He also suggested that the Working Group be re-established, and that the date of the report be brought forward in order to start those discussions.</p> <p>In response to a question raised by a Member regarding Trinity Chapel, the Team Manager Regeneration Opportunities confirmed that a report on proposals would be submitted to Committee in due course.</p> <p>The Committee FURTHER AGREED, subject to the foregoing, that the report be accepted and Members suggested amendments prior to agreeing the Forward Work Programme (Option 2).</p>	Ellie Fry/ Beth McPherson
No. 11	<p><u>ENTERPRISE FRAMEWORK</u></p> <p>Consideration was given to report of the Head of Regeneration.</p> <p>The Head of Regeneration presented the report which provided the Enterprise and Innovation Framework that had been co-developed with business professionals from the Blaenau Gwent Enterprise Board to guide the approach being taken by the Council and the BGEB to support businesses and assist in innovative interventions. The</p>	

	<p>Officer confirmed that the BGEB would be meeting later that day to consider the plan for approval which would enable progress moving forward.</p> <p>A Member expressed concern regarding the competitive index ranking for Blaenau Gwent, and stressed the importance of attracting businesses to the area, and said good practice of other LA's should be looked at. He also felt that more detail was needed in terms of business plans.</p> <p>The Officer pointed out that that the Framework provided support and a guided approach to assist the development of business plans. The Framework had been co-developed with the business community and they supported this approach.</p> <p>Following a brief discussion, a Member proposed that Option 2 be supported.</p> <p>Another Member seconded the proposal, but requested that a Special Meeting be arranged when appropriate to consider an overarching Business Plan.</p> <p>The Committee AGREED to recommend, subject to the foregoing, that the Executive Committee approve the Enterprise Framework. This would give clear support to the BG Enterprise Board and enable a proactive approach in our efforts to increase the coordination of our business support with a targeted approach based on the UKCI measurement.</p>	Head of Regeneration
No. 12	<p><u>SELF BUILD WALES</u></p> <p>Consideration was given to report of the Corporate Director Regeneration & Community Services.</p> <p>The Team Leader Thriving Communities presented the report which informed Members of the Self Build Wales programme to be launched by the Development Bank Wales, and sought approval to engage with the Self Build Wales programme to include submission of a self-build plot, to gauge resident interest.</p> <p>The Officer informed Members that since writing the report</p>	

	<p>the Executive had requested that the Six Bells Plateau be included in the list of those sites for consideration.</p> <p>A Member said whilst he welcomed the proposal, he asked whether The Works Site was suitable due to the close proximity of other proposed developments on the site.</p> <p>The Officer explained that the site was identified for housing in the master plan for The Works site, and one of the benefits of that site was that it was 'ready to go' in terms of infrastructure. In relation to the Nantyglo School site, this may be delayed slightly due to the site investigations currently ongoing.</p> <p>A discussion ensued when the Officer clarified points raised by Members in relation to administration of the programme. In terms of the design guide, she confirmed that this would be considered in more detail in order to determine what would be appropriate for sites identified within the Borough.</p> <p>In response to a further question, the Officer confirmed that other sites throughout the Borough would be considered as the scheme progressed.</p> <p>The Committee AGREED to recommend that the report be accepted and support BGCBC involvement in the initiative and recommended preferred site (Works) to pilot the self-build initiative and gauge public interest within Blaenau Gwent for endorsement by the Executive Executive (Option 2).</p>	
<p>No. 13</p>	<p><u>STRATEGIC DEVELOPMENT PLAN – CARDIFF CAPITAL REGION AREA</u></p> <p>Consideration was given to report of the Corporate Director Regeneration & Community Services and the Service Manager Development & Estates.</p> <p>The Team Manager Planning Policy presented the report which considered whether Blaenau Gwent County Borough Council join the nine other neighbouring Authorities in South East Wales to prepare a Strategic Development Plan (SDP) covering the Cardiff Capital Region area.</p>	

The Officer went through the report and highlighted the key points contained therein.

A Member expressed concern regarding Blaenau Gwent's representation on the Strategic Planning Panel and the weight of the votes for each LA. He also stated that Cllr M. Moore, the Council's nominated Member for the Interim Strategic Planning Panel, should remain the Council's nominated Member for the duration of the current political administration.

The Chair concurred with the Member's comments that Cllr M. Moore should remain the Council's nominated Member.

Another Member felt this was a positive way forward for the Council in terms of the potential benefits for a relatively small investment. He also agreed that Cllr Moore should remain the nominated Member for the duration of the administration.

A discussion ensued when Members commended the report and supported Blaenau Gwent joining the nine other neighbouring Authorities.

In terms of the weighting of votes the Service Manager Development Services confirmed that many options had been extensively considered, and it was decided that it should be based on a combination of population and land area.

The Committee AGREED to recommend that the report be accepted and endorsed Option 1:

- i. The Vale of Glamorgan Council as the Responsible Authority for the purposes of preparing the Strategic Development Plan for Cardiff Capital Region.
 - ii. That the Responsible Authority be authorised to submit the Proposal for SDP for the Cardiff Capital Region to the Minister on behalf of the 10 Local Planning Authorities in the region.
 - iii. The strategic planning area as being comprised of the 10 Local Planning Authority areas within the Cardiff
-

	<p>Capital Region as shown on the map at Appendix A.</p> <p>iv. That relevant Officers engage with Welsh Government in drafting the Strategic Development Plan Regulations to deliver the governance arrangements (outlined at recommendation 4 in the report) for the SDP and Strategic Planning Panel (SPP).</p> <p>v. The setting up of an Interim SPP prior to the formal establishment of the SPP. The nominated Member for this Council is Councillor Mandy Moore (Vice-Chair of Planning Committee) on the Interim Strategic Planning Panel. She has delegated authority to take initiative decisions on the preparation of the SDP (with a vote weighted in accordance with the table at Recommendation 4) and thereafter on the Strategic Planning Panel.</p> <p>vi. In the event that Member is no longer able to sit on the Interim Strategic Panel, give delegated authority to the Leader of the Council to nominate a new Member to represent the Council on the Internal Strategic Planning Panel and Strategic Planning Panel.</p> <p>vii. That a Regional SDP Officer Team be established to progress the preparation of the SDP to be appointed by representatives of the Interim Strategic Planning Panel, with appropriate human resource support from the Responsible Authority.</p>	
No. 14	<p><u>RASSAU AND TAFARNAUBACH INDUSTRIAL ESTATE BUSINESS IMPROVEMENT DISTRICT</u></p> <p>Consideration was given to report of the Corporate Director Regeneration & Community Services.</p> <p>The Enterprise Facilitation Officer presented the report which provided an update on the Rassau and Tafarnaubach Industrial Estate Business Improvement District proposal.</p> <p>The Officer spoke to the report and highlighted points contained.</p> <p>In response to a question raised by a Member, the Officer</p>	

	<p>confirmed the timeline detailed at section 2.7 of the report was correct.</p> <p>A discussion ensued when the Officer clarified points raised by Members regarding the ballot and the BID process.</p> <p>The Committee AGREED to recommend that the report be accepted and the Scrutiny Committee support the implementation of the BID process to the ballot stage and implement the outcome of the ballot if there was a positive outcome to support the creation of a BID, prior to approval by the Executive Committee (Option 1).</p>	
--	--	--

Blaenau Gwent County Borough Council

Action Sheet

Regeneration Scrutiny Committee – Monday 23rd September 2019

Item	Action to be Taken	By Whom	Action Taken
8	<p><u>ACTION SHEET – 4th APRIL 2019</u></p> <p><i>Blaenau Gwent Consumer Brochure</i>: Members requested that a copy of the brochure be circulated to committee.</p>	Muhammad Forouzan, Team Leader	The Chair attended the regular Executive Member briefing with officers from Regeneration on Friday 27 th September. The brochure was discussed and it was agreed with the Chair that the brochure be 'signed off', translated and printed and that members receive a copy of the brochure for information.
11	<p><u>FORWARD WORK PROGRAMME 2019-20</u></p> <p>Members requested that any future reports on the Leisure Services Review should be considered by a Joint Scrutiny Committee.</p> <p>Members requested that the Town Centre Working Group be re-established. Date for report to be provided for inclusion in the Forward Work Programme.</p>	<p>Head Democratic Services</p> <p>Ellie Fry, Head Regeneration</p>	<p>The Head of Democratic Services to discuss and feedback to Members.</p> <p>A report to establish a Town Centre Strategy Task and Finish Group is proposed and will come forward to the December Scrutiny. The group will review the strategy; key associated priorities and agreed next steps for engagement and implementation.</p>
12	<p><u>ENTERPRISE FRAMEWORK</u></p> <p>Members requested that a Special meeting be arranged when appropriate to consider the details</p>	Ellie Fry, Head Regeneration	A special meeting to consider the details under the overarching Business Framework will be

Item	Action to be Taken	By Whom	Action Taken
	under the overarching Business Framework. Date for report to be provided for inclusion in the Forward Work Programme.		scheduled into the FWP for next year. This report will draw together parts from a number of separate reports.

Report to: **Regeneration Scrutiny Committee – 4th November 2019**

Subject: **Executive Decision Sheet**

Item	Scrutiny Committee Recommendation	Executive Decision	Recommendation			Executive Member invited to attend if recommendation accepted in part or rejected
			Approved	Accepted in Part	Rejected	
Executive Meeting: 26 th September 2019 Enterprise Framework	The Committee recommended Option 2, that the Executive Committee approve the Enterprise Framework.	RESOLVED that the report be accepted and option 2, namely approval be given to the Enterprise Framework to support the BG Enterprise Board and enable a proactive approach in our efforts to increase the coordination of our business support with a targeted approach based on the UKCI measurement.	Scrutiny recommendation accepted.			No further action
Executive Meeting: 26 th September 2019 Self Build Wales	The Committee recommended Option 2, to support BGCBC involvement in the initiative and recommended preferred site (Works) to pilot the self-build initiative and gauge public interest within Blaenau Gwent for endorsement by the Executive Committee.	RESOLVED, that the report be accepted and option 2, namely approval was given for BGCBC involvement in the initiative and recommended preferred site (Works) to pilot the self-build initiative and gauge public interest within Blaenau Gwent.	Scrutiny recommendation accepted.			No further action
Executive Meeting: 26 th September 2019 Rassau and Tafarnaubach Industrial Estate Business Improvement District	The Committee recommended Option 1, to support the implementation of the BID Process to the ballot stage and implement the outcome of the ballot if there is a positive outcome to support the creation of a BID for Executive approval.	RESOLVED that the report be accepted and option 1, namely to implement the BID Process to the ballot stage and implement the outcome of the ballot if there was a positive outcome to support the creation of a BID.	Scrutiny recommendation accepted.			No further action

This page is intentionally left blank

Agenda Item 7

Executive Committee and Council only

Date signed off by the Monitoring Officer:

Date signed off by the Section 151 Officer:

Committee: **Regeneration Scrutiny Committee**

Date of meeting: **14th November 2019**

Report Subject: **Bridging the Gap - Low Carbon Blaenau Gwent**

Portfolio Holder: **Regeneration Portfolio Holder - Cllr David Davies**

Report Submitted by: **Managing Director**

Reporting Pathway								
Directorate Management Team	Corporate Leadership Team	Portfolio Holder / Chair	Audit Committee	Democratic Services Committee	Scrutiny Committee	Executive Committee	Council	Other (please state)
	29/10/19	05/11/19			14/11/19		12/12/19	

1. **Purpose of the Report**
Provide an update on progress on the Low Carbon BG project to develop an ambitious Low Carbon Plan for BGCBC. This review is part of the Medium Term Financial Strategy (MTFS) and Bridging the Gap programme.
2. **Scope and Background**
 - 2.1 The 2015 Paris Agreement committed to keep global temperature rises well below 2°C above pre-industrial levels with the ambition to limit them to 1.5°C. This target was chosen as an approximate indicator of dangerous levels of climate change. Global average temperatures have already risen by 0.9°C, with further rises inevitable due to carbon already emitted. Therefore, achieving this target requires that emissions peak as soon as possible and reduce rapidly thereafter.
 - 2.2 The Environment (Wales) Act 2016 set a target of 80% reduction in carbon emissions by 2050 (against 1990 levels). In response to recent public pressure including the Extinction Rebellion protests and School Climate Strike the Welsh Government has declared a climate emergency and announced its intention to amend its targets to Net Zero in Wales by 2050.
 - 2.3 Welsh Government published a delivery plan 'Prosperity for All: A Low Carbon Wales' that calls for public sector leadership, including the Welsh public sector going carbon neutral by 2030. The plan highlights that this target will require public sector bodies to understand their carbon emissions, with Welsh Government asking Natural Resources Wales (NRW) to develop 'Carbon Positive Futures' as a model for doing this.
 - 2.4 In June this year BGCBC began the Low Carbon BG project part of Bridging the Gap. The scope of the project is to develop a Low Carbon Plan which sets out an ambitious vision and targets for BG to become a Low Carbon Borough and supports the corporate objectives of being a more Efficient Council and Strong & Environmentally Smart Communities.

2.5 The scope includes:-

- Assessment of current carbon footprint to identify current good practice, gaps and opportunities to move towards being low carbon;
- Identify Council operations which can make a significant contribution towards a low carbon target – property, fleet, digital, energy, schools, housing – and a more efficient Council, this will include where investment is needed to achieve outcomes;
- Community and Partner engagement to achieve a ‘Whole Borough’ approach utilising (for example) Public Service Board, Town & Community Councils, Youth Forum, Leisure Trust and other existing partnerships;
- Identify links to Regeneration Themes and projects taking place across the Region through CCRCD, Valleys Task Force and Tech Valleys.

2.6 The Project is currently identifying areas of council operations that can make a significant contribution towards a low carbon target and deliver a more efficient council. Following a workshop session with NRW in September work began on calculating BGCBC’s carbon footprint, with data being collected from across the council. Following NRW’s ‘Carbon Positive Futures’ model this baseline measurement is being calculated in line with the internationally recognised GHG (Greenhouse Gases) Protocol.

2.7 This baseline footprint will be calculated for the 12 month period of financial year 2018/19 (capturing seasonal variation in energy use). The footprint is calculated on the basis of three types of carbon emissions:

- Scope 1 emissions are those emissions directly produced through Council operations (e.g. fuel used by BGCBC fleet, gas heating).
- Scope 2 emissions relate to electricity used, but not generated, within BGCBC organisational boundaries.
- Scope 3 emissions cover a range of categories both up and downstream arising from providing BGCBC services (e.g. procurement, travel to work).

2.8 Under the CRC (Carbon Reduction Commitment) BGCBC reported all emissions from gas (scope 1) and electricity (scope 2) used in our buildings (see table below). A number of factors influence these emissions, including both the Council’s own actions and external factors such as changes to the carbon intensity of the electricity supplied by the National Grid; further detailed analysis is an important element of the Low Carbon Plan

Year	12/13	13/14	14/15	15/16	16/17	17/18	18/19
Emissions (tCO₂)	13,486	11,461	13,556	9,858	8,925	8,463	7,379

2.9 The footprint calculation will include all scope 1 and 2 emissions (including fuel use that was not part of the CRC), but only selected elements of scope 3. The resources required to calculate all scope 3 emissions would be disproportionate with the benefits, so the footprint will include the scope 3 categories that the work of NRW and others have shown have a significant

impact on public bodies overall footprint. Following the model of 'Carbon Positive Futures' the footprint calculation will also include the amount of carbon absorbed annually (sequestration) by BGCBC land. Work has now begun compiling a range of data from across the Authority.

- 2.10 Calculating the Authority's carbon footprint and identifying where carbon is generated will enable BGCBC to develop a low carbon plan. BGCBC is already undertaking a number of significant carbon reduction projects, which will contribute to achieving low carbon targets, including 21st Century Schools, reducing the energy use of schools and Re:Fit programme installing more sustainable means of heating and in council buildings and investing in low energy LEDs in street lighting. BGCBC has also reduced the amount of waste sent to landfill, the form of waste disposal which has the greatest climate impact, to just 2.25%.
- 2.11 BGCBC is also involved in developing a number of regional projects at the Gwent level including Electric Vehicle charging points and a Fleet Review. However, there is not currently any strategic overview to inform decision making about which potential carbon reduction actions offer the best returns in terms of carbon savings.
- 2.12 Low Carbon BG also complements other elements of the Bridging the Gap programme such as the Strategic Property and Industrial Property Reviews that will identify underutilised and less efficient assets that are likely to also have a disproportionately high carbon impact. The behavioural change elements of low carbon transformation will link in to the wider Bridging the Gap Behaviour theme.
- 2.13 It is intended to hold further engagement e.g. member workshops, early in 2020, in advance of a Low Carbon Plan being presented to Council for approval.

3. Options for Recommendation

3.1 Option 1

Corporate Overview Scrutiny Committee considers and scrutinises the proposed approach.

3.2 Option 2

Corporate Overview Scrutiny Committee makes any specific comments or recommendations regarding the proposed approach.

4. **Evidence of how does this topic supports the achievement of the Corporate Plan / Statutory Responsibilities / Blaenau Gwent Well-being Plan**
- 4.1 The low carbon plan will contribute to the Corporate Plan priority of an Efficient Council by identifying opportunities for cost savings from carbon reduction. In particular, there may be opportunities for invest to save projects installing low carbon technology, similar to Re:Fit and 21st Century Schools. There may also be potential for income generation through renewable energy schemes. Low Carbon BG will also contribute to Strong & Environmentally Smart Communities, including the development of low carbon infrastructure across the borough.
- 4.2 Developing a Low Carbon Plan is an important element of BGCBC providing public leadership on climate change. BGCBC has also started to develop a borough wide response to climate change through the Public Service Board (PSB). With partners at the most recent PSB meeting in October agreeing to develop a high- level action on climate change as part of the Well-being Plan under the look after and protect the environment Well-being Objective. The long-term implications of climate change mean that is also central to the PSB's responsibilities under the Well-being of Future Generations Act. In particular, that in accordance with the Sustainable Development Principle the PSB must 'act in a manner which seeks to ensure that the needs of the present are met without compromising the ability of future generations to meet their own needs'.
- 4.3 The Low Carbon Plan will be central to BGCBC's contribution to the Welsh Government target of a carbon neutral public sector by 2030. In particular, a long-term plan is required to deliver the low carbon infrastructure necessary to achieve targets for electrification of the Council fleet and decarbonisation of heating. Reducing emissions across the borough as a whole, in response to national targets to achieve carbon zero, will require the type of borough wide response that BGCBC is starting to develop through the PSB.
5. **Implications Against Each Option**
- 5.1 ***Impact on Budget (short and long term impact)***
- 5.1.1 The Welsh Government Low Carbon Action plan identifies that historically, public sector efforts to reduce carbon emissions have been based on delivering improvements to the efficiency of public sector buildings and the development of renewable energy solutions. These are the areas where invest to save projects are currently most viable. However, public sector emissions are far more wide-ranging and the development of low carbon infrastructure such as electric vehicle charging points and heat decarbonisation are likely to have substantial cost implications.
- 5.1.2 The large majority of public sector carbon emissions are not actually associated with the direct use of electricity, gas or fuel, but with the procurement of goods and services. Building consideration of carbon into procurement, and engaging with our major suppliers, will be an important

element of the low carbon plan.

5.1.3 The cost of carbon is rising, and will continue to rise, if effective climate action is taken on the national and global scale. This will result in continued increases in energy prices if BGCBC remains reliant on fossil fuels, developing our own renewable energy could reduce these risks. Similarly, like many other public and private organisations, BGCBC holds investments in fossil fuel intensive companies and projects. The value of these investments is based on fossil fuel reserves that cannot be used if effective action on climate change is to be taken. Exposure to this 'carbon bubble' is a financial (and reputational) risk to BGCBC.

5.1.4 An initial estimate was made of potential savings prior to the start of Low Carbon BG (see table below). The 2020/21 saving represent the estimated savings from BGCBC no longer having to pay for our carbon emissions under the CRC scheme. There is no direct replacement for this scheme, although the UK government has indicated they will seek to cover the loss of carbon tax revenue generated by increasing CCL (Climate Change Levy) rate applied to utility bills. Updated cost savings estimates be will produced through the production of the Low Carbon Plan

Delivery in:	2020/21		2021/22		2022/23		2023/24		2024/25	
Values (low – high)	£'000	£'000	£'000	£'000	£'000	£'000	£'000	£'000	£'000	£'000
	138	-	200	350	200	350	200	350	200	350

5.2 ***Risk including Mitigating Actions***

The last 12 months have seen a significant growth in public pressure for climate action, both nationally and internationally. In addition to Welsh Government, a number of local authorities have also declared climate emergencies. There is a risk of reputational damage if BGCBC do not respond to this public pressure by providing public leadership, or if BGCBC responds in a way that is perceived as tokenistic and not supported by tangible actions. Conversely, there is an opportunity to build on this public interest and BGCBC's own engagement with local residents about environmental issues, to capitalise on this increased public engagement.

5.3 ***Legal***

5.3.1 The legislative context around climate change is evolving rapidly, with both UK and Welsh Government announcing new, more ambitious emissions reductions targets this year. The Welsh Government low carbon action plan outlined a number of proposals for local authorities, in addition to an overall ambition of the Welsh public sector as whole to be carbon neutral by 2030, including:

- All new cars and light goods vehicles in the Public Sector fleet are ultra low emission by 2025 and where practicably possible, all heavy goods are ultra low emission by 2030.
- Public Sector buildings should be supplied with renewable electricity by 2020, or as soon as contractually able and, where practicably possible, are supplied with low carbon heat by 2030.

New legislation and targets, along with rapidly developing technology, are likely to be major drivers of BGCBC's climate actions.

- 5.3.2 The Welsh Government is in the process of developing a national reporting mechanism for carbon emissions across the public sector. The form that this reporting will take is expected to be announced in early 2020. As it is based on the NRW 'Carbon Positive Futures' work, our current baselining work is expected to make BGCBC well placed to meet this new reporting requirement. This new Welsh measure will be a more comprehensive replacement for the UK government CRC which ended in 2019.

5.4 ***Human Resources***

In addition to the need for officers with specialist skills and knowledge to deliver low carbon technology projects, the Low Carbon Plan is also likely to require widespread staff engagement across BGCBC in behaviour change as part of a larger transformation of working practises.

6. ***Supporting Evidence***

6.1 ***Performance Information and Data***

Currently there is not central performance monitoring on BGCBC's overall carbon emissions. Emissions from electricity and gas use are reported via the CRC (see figures above 5.3.2).

6.2 ***Expected outcome for the public***

Developing a Low Carbon Plan will help to reduce the risks from climate change to service delivery, as well as identifying opportunities to develop a more resilient Council for the public.

6.3 ***Involvement (consultation, engagement, participation)***

There is potential to build on existing BGCBC public engagement with environmental issues, including recycling, nature areas and eco councils in schools. The public will also have an important role to play in helping to reduce the carbon impact of services, through the development of behaviour change elements of the Low Carbon Plan.

6.4 ***Thinking for the Long term (forward planning)***

Reducing carbon emissions will require systems transformation both internally to BGCBC and externally across the borough. BGCBC will have to be a driving force in providing leadership in borough wide developments such as Electric Vehicle charging networks and heat decarbonisation.

6.5 ***Preventative focus***

Addressing increasing revenue costs from rising energy prices and a reliance on fossil fuels. It is important that decarbonisation is considered in all capital spending decisions, so that BGCBC is not locked into new carbon intensive infrastructure.

6.6 ***Collaboration / partnership working***

BGCBC is looking to provide public leadership on climate change in Blaenau Gwent through the PSB and Well-being Plan. Climate change was identified as a common well-being priority across Gwent. Work on regional projects, where public bodies in Gwent face similar challenges and can pool resources for procurement, such as EV charging and Fleet Review are already underway. BGCBC works with a range of organisations to deliver services. In particular will engage local partners such as Aneurin Leisure Trust, SRS and CATs through the Low Carbon Plan, to reduce the impact of our services.

6.7 ***Integration(across service areas)***

Integrating the good work already going on across different service areas in the Authority into a single Low Carbon Plan, to provide an overall strategic direction, is a key element of this project.

6.8 ***EqlA(screening and identifying if full impact assessment is needed)***

The extent to which different groups are impacted by climate change can vary significantly, but at this initial baseline assessment stage of Low Carbon BG a full equality impact assessment is not necessary.

7. **Monitoring Arrangements**

- 7.1 BGCBC will monitor our emissions footprint on an annual basis. Where possible will also draw on historic data to put the initial 18/19 footprint in context. In addition will seek to monitor specific carbon reduction actions on a project by project basis in order to assess their impact. Will also seek to integrate these carbon impact assessment methods into standard corporate reporting and performance management.

This page is intentionally left blank

Agenda Item 8

Executive Committee and Council only

Date signed off by the Monitoring Officer:

Date signed off by the Section 151 Officer:

Committee: **Regeneration Scrutiny Committee**

Date of meeting: **4th November 2019**

Report Subject: **Bridging the Gap – Growth Plan**

Portfolio Holder: **David Davies, Executive Member for Regeneration**

Report Submitted by: **Richard Crook, Corporate Director Regeneration and Community Services**

Reporting Pathway								
Directorate Management Team	Corporate Leadership Team	Portfolio Holder / Chair	Audit Committee	Democratic Services Committee	Scrutiny Committee	Executive Committee	Council	Other (please state)
08.10.19	08.10.19	16.11.19			19.11.19		12.12.19	

1. **Purpose of the Report**

- 1.1 To set out the purpose, aims and objectives of the Growth Plan and to seek Member's views on the proposals set out in the plan.

2. **Scope and Background**

- 2.1 The Growth Plan has the clear intention to support more people working, earning more money living in Blaenau Gwent and pulls together actions contained in the Councils Housing Prospectus, Skills and Employment Plan (Draft) and Enterprise Framework along with the review of the Industrial portfolio.
- 2.2 In addition the Plan looks to take forward the opportunities around the growing interest that the private sector is showing in housing delivery in the County Borough, the growing interest in the Heads of the Valleys corridor following the dualling programme, the proposed increase in frequency of the Ebbw Valley rail line and the initiatives such as Tech Valleys.
- 2.3 The aims of the Growth Plan are to:
- To stabilise and increase the population base of BG
 - To increase the spend in the local economy
 - To increase the Councils Council Tax base/recovery of Council Tax
 - To generate funds/income for future investment
 - To redefine the local economy for the future
- 2.4 The Objectives of the Growth Plan are to:
- To bring back into use 5-10% of vacant properties per annum (circa 40)
 - To support the delivery of circa 400 new houses by 2023
 - To increase the economic competitiveness of Blaenau Gwent in the 2022 UKCI

- To secure a multiplier effect from increased population in Blaenau Gwent spending locally
 - To bring forward an energy prospectus to enable investments in wind and water turbines.
 - To have commenced an investment portfolio for BG
- 2.5 The role of housing in regeneration has long been recognised in terms of the construction jobs and supply chain benefits that the investments offer. New house building and the filling of vacant property also increases the number of people living in Blaenau Gwent (increasing the Council Tax Base) and the additional spend into the local economy.
- 2.6 The Growth Plan has reviewed the housing sites that are coming forward over the next 4 years in terms of sites with planning permission and/or those with active developer interest and has identified that there are likely to be 400 houses delivered by 2023. The supply of this level of house building is higher than has been achieved over the last five years and will require a focused effort to ensure delivery. The Housing prospectus contains further details of the main sites being taken forward to the market and has stimulated further interest from the market since the formal launch earlier in 2019.
- 2.7 There are currently approximately 1000 vacant homes in the County Borough which is high relative to our overall housing stock and is an asset which is underutilised in the area. The Council has been running a successful loans scheme to assist the bringing back into use of homes. The loan fund of £800k, is operated on a repayable basis and this has already brought back into use some 52 accommodation units over the last 3 years. The Council are also becoming involved in a Valleys Task Force initiative which will look to provide grants to home owners to bring property back into their use which would be aiming to bring forward £1m per annum. However whilst the Council offers these incentives there is the opportunity for the Council to provide further encouragement by removing the discount offered on the Council Tax to owners of vacant properties. This would have the benefit of increasing the Council Tax base through a policy change whilst encouraging the reuse of homes. This is subject of a separate report on this agenda.
- 2.8 The Plan also identifies the opportunities and benefits that may be available in terms of investing in renewable energy and that these could provide medium term income for the Council whilst also contributing to the carbon reduction agenda in Blaenau Gwent and more broadly across Wales and the UK. The current opportunities lie in wind and hydro, this follows an assessment across the County Borough of Council owned land, and will be the subject of a separate report about the Energy Prospectus and links to the Councils Investment strategy which is currently being developed.
- 2.9 Integral to the ability to deliver growth is the need to ensure there is employment available and that the residents have the necessary skills for current and future job requirements. There is a clear link between skills and income which will drive further spend in the local economy supporting other services and activities such as town centres. The additional income in the local

economy will also assist in the Councils wider preventative agenda. The actions to support the skills need, and to ensure residents possess the required skills for future employment are contained in the Draft Skills and Employability plan.

2.10 The Growth Plan will look to bring forward further industrial development where demand exists across the 60 acres of Council owned Industrial land whilst supporting private investment in new floor space.

2.11 The overall outcomes from the Growth Plan over the plan period are:

- To generate up to £600,000 of additional Council Tax over the next five years

Year	2019/20	2020/21	2021/22	2022/23
Units per Year (additional)	100	100	200	50
Council Tax Income	-	£150,000	£150,000	£300,000
Realigned Council Tax Policy	£170,000	-	-	-

- To secure up to £2m Capital receipt (Part of this will be repaid to WG as Derelict Land Grant DLG) for Council owned housing land
- To generate an additional £170,000 Council Tax from a realigned Council Tax policy in relation to vacant properties and the additional support for property owners
- A stabilized or growing population supporting the RSG
- More people earning more money will deliver a sustainable economy for the future and support foundational economy businesses
- Longer term Income stream from Energy and a reduced carbon footprint
- Longer term Income stream from external investment portfolio

3. Options for Recommendation

3.1 **Option 1: preferred option** That Members support the Growth Plan as presented and recommend to Council for approval.

3.2 **Option 2:** That Members provide specific comments on the Growth Plan before recommendation to Council for approval.

4. Evidence of how does this topic supports the achievement of the Corporate Plan / Statutory Responsibilities / Blaenau Gwent Well-being Plan

This review supports the Council's aims in the Council's Corporate Plan 2018-2022 in the following area:

Economic Development and Regeneration

- To work with partners to provide effective employment support and access to skills development
- To increase the start-up business rate, retention and growth of local businesses and attract new inward investment

5. Implications Against Each Option

5.1 ***Impact on Budget (short and long term impact)***

The proposed changes to the Council tax policy around vacant property discount will generate an additional income for the Council of £170,000 over the period. The increase in house building will generate an additional £600,000 over the plan period, and provide a sustainable income stream for the Medium Term Financial Plan. The additional Income streams from the Industrial property review and the Energy opportunities will present greater benefits in the medium term and will be included in future reports on the specific subjects.

5.2 ***Risk including Mitigating Actions***

The provisional financial assumptions assume that 100% of the Council Tax yield is collected and no other discounts and reductions are applied. It is also based on the current Council Tax base any change to this will impact upon the outcome. If Members do not accept the change in policy around empty properties.

5.3 The plan is reliant on the house building market and the wider UK economy continuing to perform as predicted. Any economic shocks could affect the viability of housing and employment sites. Any economic shocks or change could impact on the existing employment base reducing the spending power in the local economy.

5.4 There is a potential that as more families move into the area there will be an increased demand on Council Services for example education and waste.

5.5 ***Legal***

No legal issues associated with this review process.

5.6 ***Human Resources***

The increased focus around reducing the rates of vacant property has implications around the need for staff to focus on the subject. The Council have seconded an Officer to the role for an initial period, internally funded, to determine if there is a longer term business case around for the post.

6. Supporting Evidence

Performance Information and Data

6.1 The levels of house building and the population levels are contained in the current LDP, the Annual Monitoring Report and in the emerging replacement LDP.

- 6.2 The UK Competitiveness Index is a benchmarking of the competitiveness of the UK's localities put together every three years by Cardiff University. The least competitive locality in Britain is Blaenau Gwent. To improve our outcomes in the index start-up and growth of indigenous business is crucial, and supporting these businesses with property, skills, finance and sales is key to their sustainable development.
- 6.2 ***Expected outcome for the public***
Better industrial facilities in BG plus a better environment and a growth of businesses.
- 6.3 ***Involvement (consultation, engagement, participation)***
The respective Policy and Strategy documents that underpin the Growth Plan are subject to their respective consultation exercises.
- 6.4 ***Thinking for the Long term (forward planning)***
The Growth Plan is considering the long term development of the County Borough in line with the LDP
- 6.5 ***Preventative focus***
The Growth Plan is seeking to secure longer term population growth and increased income into the County Borough which will reduce the pressure and demand for Council services.
- 6.6 ***Collaboration / partnership working***
Strong collaboration with the private sector and RSL's will be required to deliver the plan.
- 6.7 ***Integration(across service areas)***
The project team is made up of staff from Regeneration and Development, Community Services, Finance, and Policy Services areas.
- 6.8 ***EqlA(screening and identifying if full impact assessment is needed)***
Needs to be undertaken.
7. **Monitoring Arrangements**
- 7.1 The reviews are being monitored through CLT, Scrutiny and Executive.

Background Documents /Electronic Links

This page is intentionally left blank

Agenda Item 9

Executive Committee and Council only

Date signed off by the Monitoring Officer:

Date signed off by the Section 151 Officer:

Committee: **Regeneration Scrutiny Committee**
Date of meeting: **14th November 2019**
Report Subject: **Replacement Local Development Plan Preferred Strategy**
Portfolio Holder: **Cllr D Davies, Executive Member – Regeneration & Economic Development**
Report Submitted by: **Lynda Healy, Team Manager – Building Control and Development Plans**

Reporting Pathway								
Directorate Management Team	Corporate Leadership Team	Portfolio Holder / Chair	Audit Committee	Democratic Services Committee	Scrutiny Committee	Executive Committee	Council	Other (please state)
15/10/19	22/10/19	05/11/19			14/11/19		12/12/19	

1. Purpose of the Report

- 1.1 The Council will require a new Local Development Plan (LDP) from 2021. Preparatory work has begun. This report seeks approval of the Preferred Strategy (Appendix 1) to be taken forward for consultation. This is a key document in the process and sets the strategic framework for the new replacement LDP.

2. Scope and Background

Background

- 2.1 In October 2018 the Council agreed to prepare a Replacement Local Development Plan (RLDP) on the basis that the current Local Development Plan (LDP) was failing to deliver and would cease to exist at the end of 2021.
- 2.2 The Delivery Agreement, between the Council and Welsh Government, sets out the process and timetable for the preparation of the RLDP (agreed in October 2018). The Preferred Strategy represents the culmination of a period of pre-deposit plan preparation and engagement (Stage 1).
- 2.3 This stage has involved extensive engagement with stakeholders to build consensus on the preferred strategy. Two sets of workshops were held; the first sought to identify the challenges the Borough faced and agree a Vision of where the Borough should be by the end of the Plan period (2033). The second workshop looked to agree the level of growth, the spatial distribution of that growth and the settlement hierarchy to locate the growth.
- 2.4 Invitations to the workshops were sent to everyone on our consultation database (166), members and internal officers. Over 80 people attended with representatives from all target groups. Targeted workshops were also held with the Children's Grand Council, the Youth Forum and representatives of the business community.

- 2.5 A report of consultation identifies how stakeholders have influenced the selection of the Preferred Strategy. Two reports have been prepared one on the Issues and Vision and another on the Spatial Strategy Options both are available [on line](#).
- 2.6 Informal consultation with Welsh Government on the draft Preferred Strategy identified concerns with the level of growth and the level of flexibility that was being proposed. They considered the growth level too ambitious and undeliverable based on past build rates. This has resulted in the setting of a slightly lower housing requirement figure (117 rather than 141) than that which was generally supported by stakeholders. Similarly the flexibility was reduced from 27% to 21%.
- 2.7 Welsh Government also raised a fundamental concern with the preferred spatial strategy, which sought to disperse growth across the Borough with all main settlements all classed as Tier 1. This was considered to be contrary to Planning Policy Wales (Edition 10) and the principle of delivering sustainable development. To address this concern the settlement hierarchy was increased from 3 tiers to 5 and the spatial distribution of growth is being focussed on the most sustainable settlements Tiers 1 and 2. Whilst the growth is spread across the Borough it is not equally spread as was generally supported by stakeholders.
- 2.8 Whilst the proposed strategy is a compromise in terms of what stakeholders generally supported it is a more deliverable and sustainable strategy and maximises existing opportunities.

Scope

- 2.9 The Preferred Strategy is the first formal consultation in the RLDP preparation process and sets out how the County Borough is to evolve over the period to 2033. It provides the strategic framework for more detailed policies, proposals and land use allocations which will be included in the Deposit RLDP.
- 2.10 The Preferred Strategy sets out the Council's vision, outcomes, objectives and Spatial Strategy to guide the level and distribution of future growth and development. It is supported by a number of Strategic Policies which set out how the strategy outcomes are to be delivered.
- 2.11 The Preferred Strategy has been guided by a framework of key inputs that comprises:
- National legislation and policy;
 - Local and regional policies and strategies;
 - An evidence base relating to key issues for the Plan to address.

2.12 Content

The Preferred Strategy (See Appendix 1) document includes:

- An **introduction** explaining what the Preferred Strategy is (section 1)
- A summary of the **Context** of Blaenau Gwent and its regional and legislative context (section 2)
- A summary of the **Challenges** the area faces and the **Drivers** for change (section 3)
- The **Strategic Framework** in the form of a **vision** for the future development of the Borough with clear **outcomes and objectives** for the preferred

strategy to meet. This section also provides an overview of the growth and spatial strategy options that have been considered in determining the preferred strategy. It goes on to provide detail of the preferred strategy in terms of **growth and spatial distribution** (section 4)

- Strategic policies to **implement and deliver** the **Strategy** (section 5)
- The **Next Steps** for Candidate Sites and future stages (section 6)

- 2.13 The Preferred Strategy is for **Sustainable Economic Growth** with an aim to improve prosperity and close the employment gap with the rest of Wales (See Appendix 1: Strategic Policy 1 pp 25-26). This involves helping 3,375 people into work through increasing economic activity, reducing unemployment, reducing out-migration and out-commuting. This will be achieved by enabling good quality, secure and sustainable jobs. All this can be delivered through maximising opportunities from the City Deal, Valleys Task Force, Tech Valleys, Enterprise Zone and Metro proposals. To enable this, the Preferred Strategy identifies the need for 46 ha of employment land to be allocated in the deposit plan. It should be noted that this will not require any additional land allocations to those already identified in the current Plan.
- 2.14 The Strategy makes **provision** for an aspirational 2.9% (1,996) increase in population and a 6.5% increase in households (2,020) (based on a popgroup Short Term 2012-2017 scenario which is similar to the WG 'Principal' projection but includes the last 3 years statistics (See Appendix 1: pp 69-70)). This will be achieved by delivering **141** homes per annum totalling **2,115** over the Plan period. This is ambitious but achievable. A less ambitious **housing requirement** figure is set (based on a dwelling led scenario of 120 per annum) which the Plan **must** meet and this requires **117** homes to be built per annum totalling **1,755** over the Plan period (See Appendix 1 pp 76).
- 2.15 This growth is to be distributed across the Borough based on a new settlement hierarchy that has been derived from a sustainability assessment of settlements (See Appendix 1: pp 29). Nearly half the homes (45%) are to be delivered in the Primary Settlement, 50% in the Main Settlements and 5% in Secondary Settlements, Villages and Hamlets. Within the main settlements the homes are proportionally allocated based on the population size and capacity to deliver. The detail of this is set out in Strategic Policy 1 in section 4 of the Preferred Strategy (See Appendix 1: pp 26-27) and is summarised in the table below:

Settlement Tier	Name	Number (Share %)
Tier 1: Primary	Ebbw Vale	952 (45%)
Tier 2: Main	Tredegar	423 (20%)
Tier 2: Main	Brynmawr / Nantyglo / Blaina	423 (20%)
Tier 2: Main	Abertillery (including Cwmtillyery and Six Bells)	211 (10%)
Tier 3: Secondary	Cwm	106 (5%)
Tier 4: Village	Aberbeeg / Brynithel / Llanhilleth	
Tier 5: Hamlets	Swfrydd	
	Trefil, Pochin and Bedwellty Pits	

- 2.16 To provide as much information as possible to the public at this stage, strategic mixed use sites are identified (See Appendix 1: pp 29-30). These are:
- The Works, Business Hub, Ebbw Vale (3.5ha employment land) and 250 homes
 - Ebbw Vale Northern Corridor - Rhyd y Blew (13.2 ha employment land) and Bryn Serth (10 ha employment land) and 805 homes
 - Nantyglo Comprehensive Site (220 homes) and other uses
- 2.17 Only a limited number of new housing allocations are required when completions to date (18/19); sites with planning permission; small and large windfalls; and strategic mixed use sites are taken into account. Additional allocations are only required in Tredegar (217 homes) and Abertillery (including Cwmtillery and Six Bells) (149 homes) (See Appendix 1: Strategic Policy 8 pp 44).
- 2.18 To ensure future developments are delivered in a sustainable manner and meet with Welsh Government requirements (Sustainable Key Planning Principles and National Sustainable Placemaking Outcomes) four sustainable outcomes are identified. These outcomes are then delivered by a set of Strategic Policies as follows:
- Outcome 1: Create a Network of Sustainable Vibrant Valley Communities (Placemaking)**
 Strategic Policy 2: Sustainable Placemaking and Design
 Strategic Policy 3: Climate Change
- Outcome 2: Create Opportunities for a Prosperous Low Carbon Economy and Promote Learning and Skills**
 Strategic Policy 4: Employment and Growth
 Strategic Policy 5: Growing Tourism
 Strategic Policy 6: Sustainable Minerals Management
 Strategic Policy 7: Sustainable Waste Management
- Outcome 3: Create Well-Connected, Active and Healthy Communities**
 Strategic Policy 8: Delivery of Homes
 Strategic Policy 9: Gypsy and Travellers
 Strategic Policy 10: Retail Centres and Development
 Strategic Policy 11: Sustainable Transport and Accessibility
 Strategic Policy 12: Social and Community Infrastructure
- Outcome 4: Protect and Enhance the Distinctive Natural and Built Environment**
 Strategic Policy 13: Protection and Enhancement of the Natural Environment
 Strategic Policy 14: Preservation of the Built Environment
 Strategic Policy 15: Environmental Protection
- 2.19 Another area of focus for stakeholders has been our town centres in terms of their hierarchy and future roles. As it has been difficult to build consensus on a way forward Strategic Policy 10: Retail Centres and Developments proposes that the existing retail hierarchy is reviewed based on the results of a new Retail Study (See Appendix 1: pp 46-48). As soon as the growth level is agreed a retail study will be commissioned which will undertake an assessment of key market trends; shopping patterns; and quantitative and qualitative retail need. Decisions on the retail hierarchy are technical matters based on evidence of the ranking, catchment areas and mix of uses along with an assessment of the likely future status of town centre

based on growth plans and availability of sites.

- 2.20 In order to ensure that the Preferred Strategy is sustainable it will be subject to an Integrated Sustainable Assessment including Strategic Environmental Assessment (SEA), Health Impact Assessment (HIA), Equality Impact Assessment (EqIA) and Welsh Language Impact Assessment (WLIA). A Habitat Regulation Preliminary Screening is also being undertaken. Both may result in changes to the Preferred Strategy but due to the tight timescales involved these **changes will be reported verbally to Scrutiny Committee.**

Next Steps

- 2.21 Subject to consideration of Scrutiny and approval by Council, the intention is to undertake a 6-week public consultation exercise on the Preferred Strategy and Initial Integrated Sustainability Report in January / February 2019. The consultation will be carried out in accordance with the procedures set out in the Delivery Agreement (October 2018) and will include:
- Email / letter to consultation database
 - Press Releases
 - Use of Social Media
 - Availability on Website
 - Drop in Exhibitions across the main towns
 - Making available deposit documents at Council offices and all public libraries
- 2.22 The intention is to work closely with the Communications Team to prepare a communications strategy which will include the preparation of an easy read Preferred Strategy and an animation to engage the public in the process.
- 2.23 Following the consultation exercise, responses will be reported back to Council. A consultation report will be prepared and published containing details of all the representations and the Council's responses. Where considered appropriate the responses will inform the preparation of the Deposit Plan.
- 2.24 A further call for Candidate sites and supporting information (viability and deliverability) for existing Candidate Sites that meet the Preferred Strategy will be sought in January 2020 (See Appendix 1 pp 59).
- 2.25 The Deposit Plan will then be prepared and considered by Council prior to public consultation in October 2020.

3. Options for Recommendation

- 3.1 Option 1: To support the Preferred Strategy for public consultation; and refer it on for approval by Council.

Option 2: Support amendments to the Preferred Strategy to be referred on for approval by Council.

Option 3: Do not support the Preferred Strategy.

4. **Evidence of how does this topic supports the achievement of the Corporate Plan / Statutory Responsibilities / Blaenau Gwent Well-being Plan**

Corporate Plan

- 4.1 The Preferred Strategy will enable the delivery of Economic Development & Regeneration, Strong & Environmentally Smart Communities and Education (improvements in school buildings).

Statutory Responsibilities

- 4.2 There is a statutory responsibility to prepare a Local Development Plan for the Borough and to keep that Plan up to date.

Blaenau Gwent Well-being Plan

- 4.3 The strategic policies in section 5 of the Preferred Strategy are cross referenced to the Well-being Plan objectives and address all 5 objectives.

5. **Implications Against Each Option**

Option 1: To support the Preferred Strategy for public consultation; and refer it on for approval by Council

Will enable the Preferred Strategy to be consulted on within 3 months flexibility of the timetable set out in the Delivery Agreement.

Option 2: Support amendments to the Preferred Strategy to be referred on for approval by Council

If changes do not require significant amendments and the Initial ISA can be updated then the Preferred Strategy can proceed within 3 months flexibility of the timetable set out in the Delivery Agreement. If the changes are significant it would lead to a delay which would lead to the need to renegotiate the Delivery Agreement with Welsh Government.

Option 3: Do not support the Preferred Strategy

This would lead to a delay due to the need for further engagement, a rewrite and an update to the Initial ISA and would take us over the 3 months flexibility. This would require a change to the Delivery Agreement which would need approval from the Council and Welsh Government.

5.1 ***Impact on Budget (short and long term impact)***

Further studies will be required on Retail, Special Landscape Areas, Renewable Energy Assessment, Viability of Affordable Housing provision, Viability work on sites, and an Update of the Ebbw Vale North Sustainable Framework. Also a student placement has been appointed to assist in the preparation of the Plan. These costs can be covered by the LDP Reserve (£192,166). In the longer term there will be a budget pressure in 2021/22 (**£132,388**) due to Examination costs.

5.2 ***Risk including Mitigating Actions***

- There is a risk that the Plan is not in conformity with the draft National Development Framework (NDF)

Work has been undertaken to align the strategy and policies with the draft NDF and comments have been made on some aspects of the NDF.

- There is a risk that Welsh Government raises issues with the Preferred Strategy. We have addressed the Welsh Government Officers concerns and they are confident that any other issues could be addressed by the Deposit Plan.
- There is a risk that Welsh Government raises issues with the lack of regional agreement on the growth figure.
We have worked with neighbouring LPAs to agree growth figures but in the absence of a SDP it is not possible to achieve agreement on a regional level. This is due to the fact that only 4 of the 10 LPAs are proceeding at present.
- There is a reputational risk to the Council if we do not meet set timescales.
A Member workshop has been held prior to scrutiny in order to identify and where possible address concerns.

5.3 ***Legal***

Regulations 15 and 16 of the Planning (Wales) Act 2015 requires public consultation over a statutory 6 week period on the Preferred Strategy and options; and to consider if changes are needed to the Preferred Option and Strategy for the replacement LDP.

5.4 ***Human Resources***

There are no HR resource issues.

6. **Supporting Evidence**

6.1 ***Performance Information and Data***

The Delivery Agreement sets out the timetable which we must adhere to. A slip of more than 3 months requires us to gain agreement from Council and Welsh Government.

6.2 ***Expected outcome for the public***

A clear indication of where development will take place and what is required from new developments.

6.3 ***Involvement (consultation, engagement, participation)***

Preparation of the RLDP provides a number of opportunities to engage with our stakeholders, residents and customers, including the business community. To ensure this we listened to a wide range of views to inform the plan and decision making process. The Pre-Deposit Engagement Stage has been all about engaging with our stakeholders including the business community to identify our challenges, vision and preferred strategy. The next stage is about consulting residents and customers.

6.4 ***Thinking for the Long term (forward planning)***

The RLDP is about planning for the future to ensure Blaenau Gwent is sustainable and that we address the future needs and demand for development in the area.

6.5 ***Preventative focus***

The RLDP provides an opportunity to understand the root causes of issues and prevent them by being proactive in our thinking and understanding the need to tackle problems at source.

6.6 ***Collaboration / partnership working***

We have worked in partnership with Monmouthshire and Torfaen in commissioning a number of studies and pieces of work to support the RLDP. We have also held regular meetings to ensure a consistency of approach. In addition all neighbouring LPAs and partners were invited to take part in a series of workshops.

6.7 ***Integration(across service areas)***

Key staff, from across the authority were invited to attend workshops and a number of these have been consulted on the draft preferred strategy.

6.8 ***EqlA(screening and identifying if full impact assessment is needed)***

A full impact assessment is currently being undertaken.

7. **Monitoring Arrangements**

- 7.1 There will be Annual Monitoring Reports to Scrutiny (information item) and Executive.

Background Documents /Electronic Links

- Appendix 1: Preferred Strategy
- Initial Integrated Sustainability Appraisal
- Habitat Regulation Preliminary Screening Report
- A full list of background documents is set out in Appendix 2 of the Preferred Strategy

Replacement Local Development Plan 2018-2033

Preferred Strategy

November 2019



CONTENTS	Page Number
1.0 INTRODUCTION	1
What is the LDP Preferred Strategy?	1
Supporting Documents	2
Stakeholder Engagement	2
How to Comment on the Document	2
2.0 CONTEXT	4
Blaenau Gwent Context	4
Regional Context	5
Legislative Context	6
Policy Context	8
3.0 KEY CHALLENGES AND DRIVERS	14
Challenges	14
Key Drivers	16
4.0 STRATEGIC FRAMEWORK	20
Replacement LDP Vision (2018-2033)	20
Replacement LDP Objectives	20
Growth and Spatial Strategy Options	23
Preferred Growth and Spatial Strategy	25
Strategic Policy 1: Sustainable Economic Growth	26
Key Diagram	31
Outcomes	32
5.0 STRATEGY DELIVERY	33
Strategic Policies	33
Outcome 1: Deliver a Network of Vibrant Valley Communities (Placemaking)	33
Strategic Policy 2: Sustainable Placemaking and Design	33
Strategic Policy 3: Climate Change	35
Outcome 2: Deliver Opportunities for a Prosperous Low Carbon Economy and Promote Learning and Skills	37
Strategic Policy 4: Employment and Skills	37
Strategic Policy 5: Growing Tourism	39
Strategic Policy 6: Sustainable Minerals Management	40
Strategic Policy 7: Sustainable Waste Management	42
Outcome 3: Deliver Well-connected, Active and Healthy Communities	44
Strategic Policy 8: Delivery of Homes	44
Strategic Policy 9: Gypsy and Travellers	46
Strategic Policy 10: Retail Centres and Development	47
Strategic Policy 11: Sustainable Transport and Accessibility	48

Strategic Policy 12: Social and Community Infrastructure	50
Outcome 4: Deliver Protection and Enhancement of the Natural and Built Environment	52
Strategic Policy 13: Protection and Enhancement of the Natural Environment	52
Strategic Policy 14: Preservation and Enhancement of the Built Environment	54
Strategic Policy 15: Environmental Protection	57
6.0 NEXT STAGE	59
Candidate Sites	59
Future Stages	59
APPENDICES	
Appendix 1 List of Current LDP Policies that require revision or deletion	61
Appendix 2: List of Supporting Documents	64
Appendix 3: Strategy Options	66
Appendix 4: Policy Assessment	78
Appendix 5: Maps of Strategic Sites	81
Appendix 6: Housing Supply Breakdown of Completions, Commitments, small and large windfall sites	84
Appendix 7: Glossary of Terms	85

1.0 INTRODUCTION

1.1 Blaenau Gwent County Borough Council is responsible for preparing and keeping up to date the Local Development Plan (LDP). The LDP is the Council's land use plan that will establish where and how much development will take place in the County Borough. It will also identify which areas are to be protected from development. The current LDP was adopted in 2012 and covers the period 2006-2021. Whilst a replacement LDP is required for the period 2018-2033, it needs to and will build upon the first adopted LDP. Once adopted, the Council will be required to make development management decision in light of policies in the Replacement Plan unless material considerations indicate otherwise.

1.2 The LDP has a direct and meaningful effect on the communities of Blaenau Gwent. The Replacement Local Development Plan (RLDP) is about shaping the future of Blaenau Gwent as a place to live, work and visit. The RLDP will respond to the needs of a growing and regionally important economy making provision for jobs, homes and infrastructure. It also ensures the well-being of its communities is maintained, and the impacts of the development and use of land are managed sustainably. It will guide funding and investment programmes, other plans and strategies whilst providing for the enhancement and protection of our environment and environment qualities. In doing so it provides a measure of certainty and confidence about what kind of development will, and will not, be permitted and at what locations during the Plan period.

1.3 The part of Blaenau Gwent which is within the Brecon Beacons National Park has its own separate development plan which is also currently being reviewed and is not part of the RLDP plan area.

1.4 In September 2017, a review was undertaken of the current LDP and a review report published. This review, whilst finding that many aspects of the adopted LDP are functioning effectively, also identified that there were issues requiring attention in relation to parts of the Plan and its strategy. The review report showed that parts of the strategy were not being delivered as intended with both the level and spatial distribution of growth requiring further consideration.

What is the LDP Preferred Strategy?

1.5 The **Preferred Strategy** is the first formal publication in the RLDP preparation process. It provides the strategic direction for the development and use of land until 2033. It also sets out how much development is needed and broadly where this is likely to be. It represents the completion of a period of pre-deposit plan preparation and engagement, the outcome of which has had a clear influence over the selection of the Preferred Strategy.

1.6 The overall purpose of the Preferred Strategy is to:

- Identify **Key Challenges and Drivers** for the County Borough
- Define an **LDP Vision** and set of overarching **LDP objectives** that respond to the key issues and drivers

- State the anticipated scale of future growth in population, housing and employment, based on the analysis of **Strategic Growth Options**
- Describe the overall spatial planning framework for the County, based on an analysis of potential **Spatial Options**
- Set out broad **Strategic Policies** that will deliver the Vision and Objectives

1.7 Site specific land use allocations and detailed development management policies are not put forward in this strategy document. Such detailed elements will form part of the Deposit Plan. However a list of development management policies is attached at appendix 1 setting out which are to be amended and which are to be retained.

Supporting Documents

1.8 The Preferred Strategy has been subject to an integrated Sustainability Appraisal (ISA) including Strategic Environmental Assessment (SEA), Well-being of Future Generations Assessment (WGFGA), Health Impact Assessment (HIA), Equality Impact Assessment (EqIA) and Welsh Language Impact Assessment (WLIA) to assess the extent to which the emerging planning policies will help to achieve the wider environmental, economic and social objectives of the RLDP. The Initial Integrated Sustainability Appraisal of the Blaenau Gwent Preferred Strategy is published separately and is available on the Council's website alongside this document. It has also been screened under the Habitat Regulation Assessment which is also available on the Council's website.

1.9 Other supporting documents listed at Appendix 2 provide the rationale and evidence base for the Preferred Strategy. These focus in more detail on some of the key issues that are of particular significance for the County Borough and therefore the RLDP. They should be read alongside the Preferred Strategy, as only their main findings are highlighted in this document given the significant amount of data and background information they contain. These have been published separately and are available on the Council's website.

Stakeholder Engagement

1.10 During May and June 2019, a series of workshop sessions were held to build consensus in relation to the issues / challenges the County Borough faces and for the RLDP to address. The workshop sessions also sought to identify where we want to be by 2033 in the form of a Vision. This was known as Workshop 1. A full [report of consultation of Workshop 1](#) has been published and is available on the Council's website.

1.11 During July 2019, workshop 2 was held which consisted of a series of sessions in relation to identifying the preferred level of growth, spatial distribution of growth and settlement hierarchy to deliver the growth with a view to building consensus on a preferred spatial strategy for the RLDP that addresses the issues / challenges and meets the vision. A full report of consultation of Workshop 2 has been published and is available on the Council's website.

How to Comment on this Document

1.12 Blaenau Gwent County Borough Council would welcome your views on the RLDP Preferred Strategy. A 6 week consultation period will run from XXXXX. The document is available on the Council's website XXXXX, and copies are available for inspection during normal office hours at the Civic Centre, Ebbw Vale, Anvil Court, Abertillery and all public libraries.

1.13 Please submit any comments on this document on the forms provided by email to planningpolicy@blaenau-gwent.gov.uk or in writing to:

Development Plans Team

Civic Centre

Ebbw Vale

NP23 6XB

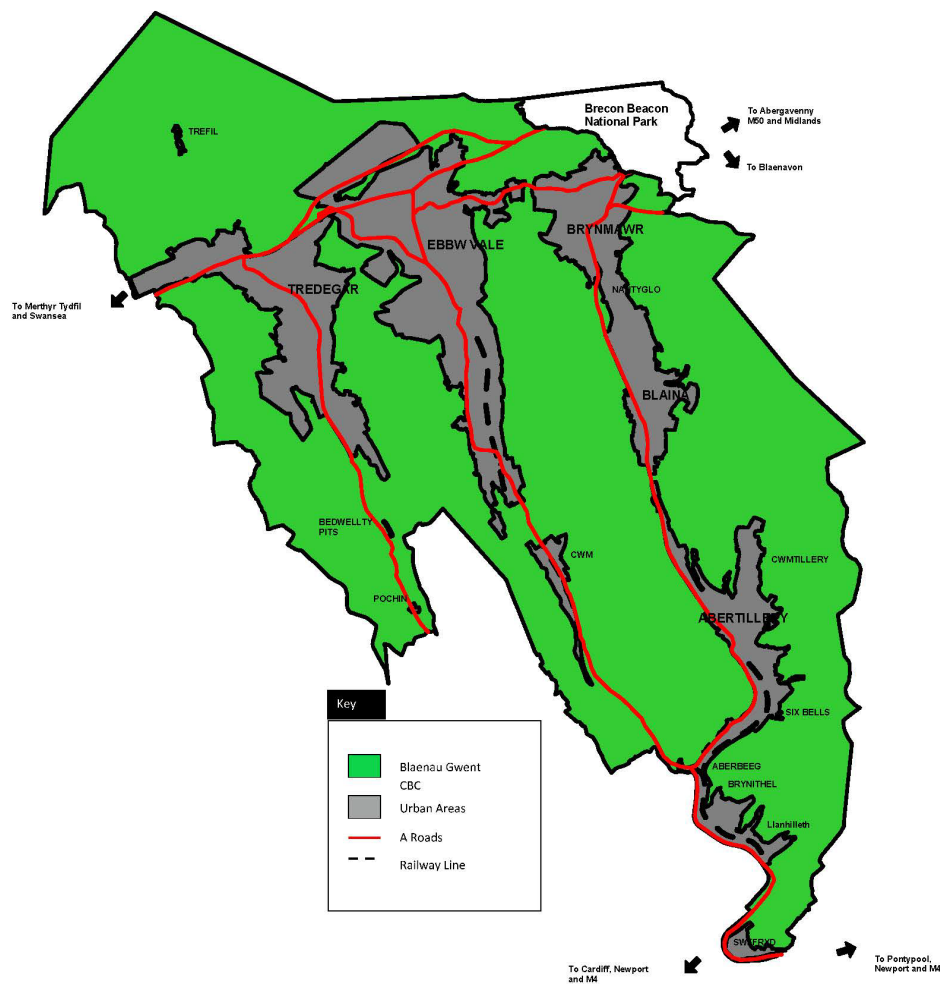
1.14 Further information and advice can be obtained from the Development Plans Team by email (planningpolicy@blaenau-gwent.gov.uk) or telephone (01495 355538). Please note that this consultation relates to issues and topics discussed in the Preferred Strategy and is not an opportunity to make detailed comments on individual Candidate Sites. All comments should relate to the questions included at the end of each Section of the Preferred Strategy, which are designed to assist with your representation.

2.0 CONTEXT

Blaenau Gwent Context

2.1 Blaenau Gwent's location in the South East Wales region, 20 miles north of Newport and 20 miles north east of Cardiff offers opportunities to benefit from the Cardiff Capital Region. Blaenau Gwent covers an area of approximately 10,900 hectares and has an estimated population of 69,700 (2018). It has one of the highest population densities in Wales as most of the population is concentrated in 23% of the area; in the primary and main settlements of Ebbw Vale; Tredegar; Brynmawr / Nantyglo / Blaina; and Abertillery (including Cwmtillery and Six Bells). As a result, Blaenau Gwent is characterised by a close association between densely urbanised (often linear) communities and large tracts of open countryside.

Settlement Context Plan



2.2 Blaenau Gwent's origins lay in the wide range of local and natural resources for making iron and steel. As a result, heavy industry came to fill much of the three main valleys of Sirhowy, Ebbw Fach and Ebbw Fawr. Whilst the coal industry declined in the 1970's and 1980's, the steel industry remained a major employer up until the closure of Ebbw Vale Steelworks in 2002, leading to huge job losses. The manufacturing sector which grew around these industries continues to form an important part of the Blaenau Gwent economy today.

2.3 The loss of the coal and steel industries is highlighted by a population reduction. However, over the last decade, the population of the area has stabilised, although people continue to leave the area to find housing and employment elsewhere. Currently 49% of Blaenau Gwent's working residents commute outside the borough to work and commuting distances have increased.

2.4 Early and rapid economic and population growth led to major physical expansion with dense terraced houses built close to workplaces along the valley floors or clinging to the valley sides. These pre1919 terrace houses make up 52% of the current housing stock (census 2011).

2.5 The loss of heavy industries have resulted in many of these former sites benefitting from urban regeneration schemes. For example, redevelopment of the former Steelworks site (known as The Works) is well underway with the completion of a new hospital, learning zone, leisure centre and an extension of the Ebbw Vale rail link from Ebbw Vale Parkway to Ebbw Vale town.

2.6 The environmental degradation and pollution that were the by-products of rapid industrialisation has seen a dramatic improvement. The landscape has changed – spoil tips which once dominated the valleys have been removed or landscaped.

2.7 The way people live their lives has changed. The influence of technology has led to significant changes in the way people shop, communicate and enjoy themselves and benefit from services such as health, care and education. There have also been significant pressures worldwide with factors such as population growth and dependence on fossil fuels putting pressure on the environment. Climate Change is a threat to Wales' health, economy, infrastructure and natural environment.

Regional Context

Cardiff Capital Region City Deal

2.8 The Cardiff Capital Region (CCR) aims to develop and promote South East Wales as a great place to live, work and do business. A £1.2 billion Cardiff Capital Region City Deal will unlock significant economic growth across the Cardiff Capital Region which includes the ten local authorities of Cardiff, The Vale of Glamorgan, Rhondda Cynon Taf, Merthyr Tydfil, Caerphilly, Monmouthshire, Bridgend, Torfaen, Newport and Blaenau Gwent. In May 2018, a five year Strategic Business Plan to leverage maximum economic and social benefits has

been agreed by all 10 local authority partners, the plan specifies the regional strategic objectives of the CCR which are:

- Prosperity and Opportunity – building the capacity of individuals, households, public sector and businesses to meet challenges and grasp opportunity, creating a more productive economy;
- Inclusion and Equality – A vibrant and sustainable economy which contributes to the well-being and quality of life of the people and communities in the region now and in the future; and
- Identity, Culture, Community and Sustainability – Forging a clear identity and strong reputation as a City Region for trade, innovation and quality of life.

Neighbouring Planning Authorities

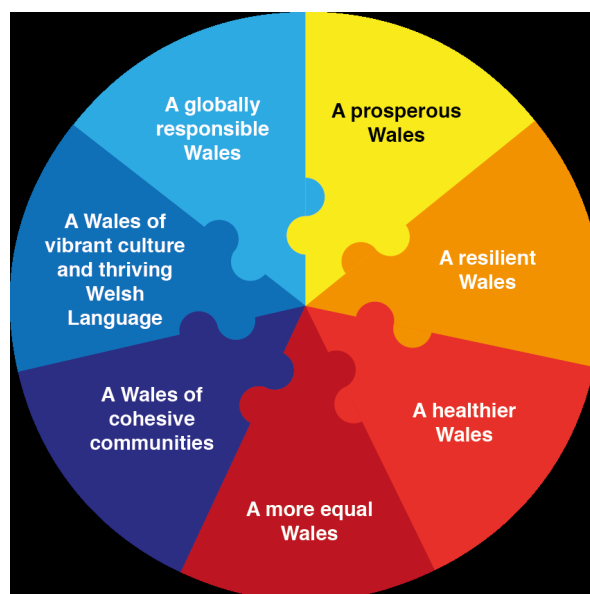
2.9 Monmouthshire County Council (CC), Torfaen County Borough Council (CBC) and Brecon Beacons National Park are all currently reviewing their Local Development Plans. Brecon Beacons National Park is further ahead in the process as they consulted on their Preferred Strategy in July – August 2019. The timetables of Monmouthshire CC and Torfaen CBC are fairly aligned with that of Blaenau Gwent as all are expected to publish their preferred strategy in October / November 2019. Caerphilly County Borough Council are to commence preparation of a Replacement Plan shortly. Blaenau Gwent CBC is committed to working collaboratively with its neighbouring authorities and a number of joint pieces of evidence base have been produced, with further joint research currently commissioned. All neighbouring authorities have attended the pre deposit participation engagement and regular meetings are held on the emerging RLDPs.

Legislative Context

2.11 The Preferred Strategy has been prepared in the context of several key pieces of legislation, which set out the requirements for the emerging RLDP. A summary is provided below for reference.

Well-being of Future Generations Act (Wales) 2015

2.12 The Well-being of Future Generations (WBFG) Act (Wales) 2015 is a key piece of legislation which aims to further improve the social, economic, environmental and cultural well-being of Wales now and in the longer term. The Act puts in place a ‘sustainable development principle’ which is a duty for public bodies to “act in a manner which seeks to ensure that the needs of the present are met without compromising the ability of future generations to meet their own needs”. The Act is underpinned by seven ‘well-being’ goals, which public bodies must work to achieve:



2.13 Due consideration to these goals and the broader sustainable development principle will be demonstrated at each stage of plan preparation through the five ways of working contained in the Act. These require consideration of involvement, collaboration, integration, prevention and long term balancing factors in the decision making process, all of which have formed and will continue to form an intrinsic part of the LDP's development. Each strategic policy will closely link with and reference the goal(s) which relate most to its purpose and implementation, with emphasis on maximising social, economic, environmental and cultural benefits to ensure that the Council has carried out its sustainable development duty.

2.14 An assessment of the compatibility of the RLDP objectives against the WBFG Act and Local Well-being Plan goals and objectives is set out in the Vision and Objectives Supporting Document.

Planning (Wales) Act 2015

2.15 The Planning (Wales) Act sets out a series of legislative changes to deliver reform of the planning system in Wales, to ensure that it is fair, resilient and enables development. The Act addresses 5 key objectives including strengthening the plan led approach to planning by introducing a legal basis for the preparation of a National Development Framework (NDF) and Strategic Development Plan (SDP), discussed in further detail below.

2.16 The NDF is a 20 year land use framework for Wales and will be the national development plan for Wales and replace the current 'Wales Spatial Plan. The NDF will:-

- set out where nationally important growth and infrastructure is needed and how the planning system nationally, regionally and locally can deliver it;
- provide direction for SDPs and LDPs and support the determination of Developments of National Significance;
- sit alongside Planning Policy Wales, which sets out the Welsh Government's planning policies and will continue to provide the context for land use planning;
- support national economic, transport, environmental, housing, energy and cultural strategies and ensure they can be delivered through the planning system; and

- be reviewed every 5 years.

2.17 Further information on the draft NDF is set out below.

2.18 SDPs are intended to provide a regional spatial framework for the future development and use of land within a defined region. In this case, Blaenau Gwent forms part of the Cardiff Capital Region and there is broad agreement that this will be taken forward as the basis for the footprint of a SE Wales SDP (excluding the BBNP). This will allow larger than local issues, such as housing and infrastructure, which cut across Local Planning Authorities boundaries, to be considered in a comprehensive way. Whilst the Council is proceeding with a RLDP, simultaneous collaborative working will be undertaken with neighbouring authorities and the broader region to prepare an SDP. A joint evidence base will also be shared wherever possible to this end.

The Environment (Wales) Act 2016

2.19 The Environment (Wales) Act puts in place the legislation to plan and manage Wales' natural resources in a more proactive, sustainable and joined up way. It includes an enhanced biodiversity duty which requires public authorities to maintain and enhance biodiversity and to promote the resilience of ecosystems.

Active Travel (Wales) Act, 2013

2.20 The Active Travel (Wales) Act aims to promote walking and cycling as an attractive mode of transport for purposeful journeys (i.e. to access work, school or shops and services). It seeks to instil a lasting transformation of how developments are planned to incorporate walking and cycling infrastructure from the outset as well as encouraging long-term behaviour change.

Policy Context

2.21 The Preferred Strategy has been prepared in the context of a wide range of plans, programmes and strategies at a range of spatial scales. Some of the key documents are summarised below for ease of reference.

Planning Policy Wales Edition 10, 2018

2.22 Edition 10 of Planning Policy Wales (PPW10) sets out the land use planning policies and overarching sustainable development goals for Wales, revised to contribute towards the statutory well-being goals of the Well-being of Future Generations Act. PPW10 requires a presumption in favour of sustainable development and considers a plan-led approach to be the most effective means of securing sustainable development through the planning system. PPW10 has a strong focus on promoting placemaking, which is considered instrumental to achieving sustainable places, delivering socially inclusive development and promoting more cohesive communities. Placemaking is deemed a holistic approach that

“considers the context, function and relationships between a development site and its wider surroundings” (PPW10, 2018, p.16).

2.23 In order to inform the spatial strategy, PPW10 requires development plans to “include a spatial strategy covering the lifetime of the plan which establishes a pattern of development improving social, economic, environmental and cultural well-being” (PPW10, 2018, para 3.38). The link between the number of homes due to be provided and the expected job opportunities is clearly emphasised, as is the location of any new development in relation to existing or planned infrastructure. This is held important to minimise the need to travel, reduce private car reliance and increase opportunities for cycling, walking and the use of public transport. Development plans are deemed to “provide the main means for achieving integration between land use and transport planning” (PPW10, 2018, para. 4.15).

2.24 PPW10 specifies a well-defined search process to identify development land. Sustainable previously developed land and/or underutilised sites within existing settlements should be reviewed first before suitable, sustainable greenfield sites within or on the edge of settlements are considered. In either case, “a broad balance between housing, community facilities, services and employment opportunities in both urban and rural areas should be promoted to minimise the need for long distance commuting” (PPW10, 2018, para. 3.46). Significant weight is attached to developing active and social places in the form of well-connected cohesive communities.

National Development Framework 2020-2040 Consultation Draft (WG, August 2019)

2.25 The draft National Development Plan Framework (NDF) sets out 11 outcomes which collectively are a statement of where Wales want to be in 20 years time. The NDF aims to develop:

A Wales where people live....

1. and work in connected, inclusive and healthy places
2. in vibrant rural places with access to homes, jobs and services
3. in distinctive regions that tackle health and socio-economic inequality through sustainable growth
4. in places with a thriving Welsh language
5. and work in towns and cities which are a focus and springboard for sustainable growth
6. in places where prosperity, innovation and culture are promoted
7. in places where travel is sustainable
8. in places with world class digital infrastructure
9. in places that sustainable manage their natural resources and reduce pollution
10. in places with biodiverse, resilient and connected ecosystems
11. in places which are decarbonised

2.26 The draft NDF requires Growth and new development to be in the right place, undertaken in the right way and make more efficient use of our natural resources to achieve the NDF outcomes. Its spatial strategy has three components:

- where in Wales growth should be focussed;

- how growth should be planned; and
- how we should power and heat places using renewable energy.

2.27 Under the section, “Where Wales will grow”, Blaenau Gwent is in ‘the Valleys’ **growth area** though is not identified as a regional centre to accommodate growth.

2.28 Under the section, “how growth should be planned”, the focus of policy is around achieving **sustainable urban growth in towns and cities that are compact and orientated around urban centres and integrated public transport and active travel networks**. Higher density and mixed use development on sites with good access to urban centres and public transport hubs, including new and improved Metro stations are being promoted. The NDF also encourages new public service facilities of a significant scale to be located in town and city centres. Publicly owned land must be reviewed to identify potential sites for development, including for mixed use and affordable housing developments to support the creation of sustainable places. Affordable housing is also a priority and LDPs are required to include targets based on regional and local housing needs, identify sites for affordable housing led developments and explore all opportunities to increase the supply of affordable housing. There is an emphasis on increasing mobile phone coverage and a move towards ultra -low emission vehicles including the creation of a network of rapid charging points. An emphasis is also placed on safeguarding ecological networks and maximising green infrastructure. Cumulative action towards achieving the enhancement of biodiversity and the resilience of ecosystems should be demonstrated as part of development proposals through innovative, nature based approaches to site planning and the design of the built environment. There is also a plan to develop a national forest with a target to increase woodland cover by 2,000 ha per annum.

2.29 As part of powering and heating places with renewable energy and district heating networks, targets are set to produce 70 per cent of electricity consumption to be generated from renewable energy by 2030. It also includes targets for local ownership of some of this energy. The draft NDF sets out a clear traffic light based approach to its policy on large scale wind and solar renewable energy projects. Green is priority areas for Solar and Wind Energy where there is a presumption in favour of development and where the principle of landscape change is accepted. **A significant part of Blaenau Gwent is in a priority area for Solar and Wind Energy. The NDF also sets out priority areas for District Heating networks and in this case none are identified in Blaenau Gwent.**

2.30 The NDF sets out strategies for the three regions of Wales. **Blaenau Gwent is in the South East Region. Here the focus of growth is focussed on Cardiff, Newport and the Valleys.** Cardiff is to retain and extend its role as the primary national centre for culture, sport, leisure, media, the night time economy and finance. Newport is a focus for regional growth and investment and this emerging policy document aspires to see the City play an increased strategic role. **The Welsh Government supports co-ordinated regeneration and investment in the Heads of the Valleys area to increase prosperity and address social inequalities.** Welsh Government central estimates identify a need for 71,200 additional homes until 2038 and over the initial five years (2018/19 to 2022/23) 48% of the additional need should be affordable homes. These estimates form part of the evidence and context

on which Housing Requirements for Strategic Development Plans can be based and should be considered at the regional level and not on the basis of the individual local planning authorities. A Green Belt is identified around Newport and the eastern part of the region. Growth is to be focussed in places with good active travel and public transport connectivity. Land close to metro stations should be the focus of development. There are plans for the growth of Cardiff airport to increase capacity and improve transport links. Welsh Government supports the establishment of the Valleys Regional Park and LDPs are required to embed its principles into planning frameworks.

Prosperity for All: A Low Carbon Wales, 2019

2.31 This Plan sets the foundations for Wales to transition to a low carbon nation; setting out the Welsh Government's approach to increasing efficiency and cutting emissions of greenhouse gasses by at least 80% by 2050. This is vital to meet the requirements of the Environment (Wales) Act 2016, thereby contributing to a fairer and healthier society. The five ways of working of the Well-being of Future Generations (Wales) Act 2015 guide Wales's decarbonisation action, ensuring effective collaboration and involvement with stakeholders to integrate decarbonisation, limit further effects of climate change and maximise all 7 national well-being goals.

2.32 The planning system has an important role in facilitating decarbonisation. Planning Policy Wales' focus on placemaking encourages well-designed development that ensures communities have all the services they need within easy reach. A wide plethora of other planning related priorities also encourage lower carbon emissions whilst simultaneously creating places people can live well. These include promoting renewable energy developments, restricting the use of fossil fuels and incorporating active travel principles (walk and cycling) into new developments. Low carbon infrastructure can ultimately help increase efficiency through the way energy is produced and transmitted, the design and construction of buildings and the transportation of people and goods. All development plans must ultimately support these strategic decarbonisation goals to facilitate clean energy and build resilience to the impacts of climate change.

Blaenau Gwent Corporate Plan 2018-2022

2.33 The Corporate Plan is the Council's roadmap setting out a vision, values and priorities for the period 2018-2022. It outlines clearly what the people of Blaenau Gwent can expect from the Council but equally, what is being asked of Blaenau Gwent's citizens and partners.

2.34 Blaenau Gwent County Borough Council's core vision set out in the Corporate Plan is "Proud Heritage, Stronger Communities, Brighter Future." This is intrinsically linked to land use planning and is therefore key to the delivery of the RLDP. The five core values are: Proud and Ambitious, Trust and Integrity, Working Together, Raising Aspirations and Fair and Equitable. The key priorities from the Council's Corporate Plan that support the development of the RLDP are: Strong and Environmentally Smart Communities; and Economic Development and Regeneration.

Blaenau Gwent Local Well-being Plan – The Blaenau Gwent We Want (2018-2023)

2.35 The Blaenau Gwent Local Well-being Plan was endorsed in April 2018 and is a long term vision for the area over the next 35 years.

2.36 The Plan outlines objectives for improving well-being in Blaenau Gwent and meeting duties under the Well-being and Future Generations Act 2015. It is the result of an extensive process of ongoing conversations with the public through the Blaenau Gwent We Want engagement programme, close work with partner organisations and analysis of the evidence to build up a detailed picture of what well-being looks like and how it can be improved.

2.37 The 5 objectives in the plan have been developed to reflect that Blaenau Gwent wants...

- The best start in life for everyone
- Safe and friendly communities
- To look after and protect the natural environment
- To forge new pathways to prosperity
- To encourage healthy lifestyles

2.38 A well-functioning planning system is fundamental for sustainable development and achieving sustainable places. The RLDP will be an integral means of maximising the well-being of Blaenau Gwent's residents and its communities; thereby ensuring that these five objectives are balanced and integrated into the core of the Plan, whilst shaping each stage of plan preparation.

South East Wales Valleys Local Transport Plan (January 2015)

2.39 The five South East (SE) Wales Valley local authorities of Blaenau Gwent, Caerphilly, Merthyr Tydfil, Rhondda Cynon Taf and Torfaen have jointly developed a Local Transport Plan.

2.40 The LTP sets down the vision and objectives for transport in the SE Wales Valleys area and provides a short and long term programme of interventions to work towards achieving these goals. The short-term programme sets down those schemes that are priorities for the next 5 years up to 2020. The longer-term programme identifies aspirations up to 2030.

2.41 The Local Transport Plan focuses on targeting investment in transport that will support the following Welsh Government priority areas:

- Support economic growth and safeguard jobs across Wales, but with a particular focus on the City Regions, Enterprise Zones and local growth zones;
- Reduce economic inactivity by delivering safe and affordable access to employment sites across Wales;

- Maximise the contribution that effective and affordable transport services can make to tackling poverty and target investment to support improvements in accessibility for the most disadvantaged communities; and
- Encourage, safer, healthier and sustainable travel.

2.42 Transport has always had an integral relationship with sustainable spatial planning and the RLDP will continue to link transport with the full plethora of strategic planning themes. These include the economy, employment, the environment, health and social care, education and physical activity. In addressing these links, transport can be used as a tool to promote equality, improve welfare and deliver an inclusive, fairer society.

3.0 KEY CHALLENGES AND DRIVERS

Challenges

3.1 The following key challenges have been identified for the RLDP to address. These have been influenced by stakeholders at a series of engagement events, the Council's review report and other supporting documents. At the engagement event, the current LDP challenges for the adopted plan were evaluated and reviewed. A full report of consultation of the Issues and Vision Workshops is available to download on the Council's website. A Background Paper on the Issues, Vision and Objectives is also available.

3.2 The key challenges have been grouped under the headings of economic, environmental, social and cultural aspects which are illustrative of the broad spectrum of areas where the Plan can affect change.

Economic
Challenge 1: Economic growth The area suffers from high levels of unemployment and economic inactivity, high benefit dependence and limited quality employment opportunities, which together result in low household incomes. A key challenge for the area is to reduce inequalities with the rest of Wales and secure jobs for the future. This will mean increasing the proportion of jobs in sectors with good growth prospects, such as, new technologies and advanced manufacturing, IT and cyber security, tourism, low carbon sustainable technologies and the foundation economy. The challenge is to provide land, services and environments that will enable economic growth.
Challenge 2: New roles for town centres Town centres are suffering as a result of a change in people's shopping habits. A key issue is that town centres need to diversify and broaden their offer to create footfall. Town centres need to have clear roles so that they don't compete against each other. The challenge is to provide a more flexible policy approach and identify clear roles.
Challenge 3: Improving education attainment and skills A high proportion of adults have no qualifications and education attainment is generally low. Whilst education attainment has improved considerably, lately, more needs to be done in this area. People have limited and low skill levels to gain good quality jobs. The challenge is to ensure that skills and training match the economic growth sectors and the infrastructure is put in place so that facilities can be accessed by all.
Social
Challenge 4: Population growth and improving housing offer The area has stabilised its population, although people are still leaving the area to find housing and employment elsewhere. One of the problems with out-migration is that it tends to be biased towards those more mobile and economically active. The challenge is to provide land for housing and provide the jobs to retain people in the area.
There is a shortage of flats, bungalows and detached properties to meet housing requirements. The quality of existing private housing stock is an issue in terms of modern living and efficiency requirements particularly in the rental sector. Affordability remains an issue. The challenge is to ensure new developments contain a mix of house types and

tenure; managing the number of vacant properties; and improving the quality of the private housing stock.

Challenge 5: Creating a well-connected network of communities Being able to access services, jobs and markets is a key requirement for any area to be successful. Good links are required both inside and outside of Blaenau Gwent. The challenge is to help develop a transport network which improves connectivity within and outside of Blaenau Gwent. The completion of the dualling of the Heads of the Valleys road and improvements to the Ebbw Railway are key.

Blaenau Gwent is made up of a number of towns and villages but only a few are large enough to be self-sufficient in terms of comprising an adequate range and mix of services. As a consequence, it is vital that a network of settlements is created to provide the sustainable level of services for the area. This network of settlements is also a key part of delivering sustainable communities where local and regional services can be easily accessed through sustainable modes of transport.

Challenge 6: Supporting Sustainable transport: For those trips that do have to be made a much greater proportion will need to be by walking, cycling and public transport. This would also make a significant contribution to reducing carbon emissions and provide for those without access to a car. Blaenau Gwent has low car ownership and a poor evening and Sunday bus services. The challenge is to create an environment and transport network in which it becomes a more attractive choice to walk, cycle or travel by public transport.

Challenge 7: Promoting physical and mental health and well-being for all Development and renewal of settlements needs to take account of all aspects of the quality of life of those who live there, including safety, health and freedom from disturbance. In particular, Blaenau Gwent has low life expectancy and high numbers of people with limiting long-term illness. Fear of crime is also a key issue for residents. The challenge is to provide the infrastructure and create environments that promote safety, health and a sense of well-being for all.

Environmental

Challenge 8: Creating a place which supports its green environment Blaenau Gwent, sits at the head of the South Wales Valleys on the fringe of the Brecon Beacons with its dramatic uplands in the north and steep sided valleys to the south. This landscape is a major asset which needs to be appreciated by residents and visitors alike. The natural environment with its variety of wildlife is valuable in its own right but can also contribute to the economic and social well-being of the area. Climate change and disrespectful activities are a threat to this. The challenge is to reverse the decline in biodiversity and increase the resilience of ecosystems.

Challenge 9: Sustainable use of natural resources Responsible use of the area's physical resources is a key part of a better future. The challenge is to promote the circular economy by reducing waste generation and maximising reuse and recycling, ensuring the sustainable use of natural resources and the provision of an adequate supply of minerals.

Challenge 10: Environmental Quality Air and water pollution, noise, land contamination and dereliction have long blighted the area and affected people's health and well-being and whilst this has improved in reality there is still room for improvement. Climate change means that the areas subject to the risk of flooding are growing. The challenge is to help ensure that the physical environment is safe and healthy; and that land is used efficiently.

Challenge 11: Sustainable design and the provision of renewable energy Blaenau Gwent has the potential to generate much more of its own energy by sustainable means that reduce carbon emissions. The design and layout of buildings could contribute to a reduction in the consumption of energy and emission of greenhouse gases. Meanwhile, some change in climate is certain to occur and it will be necessary to adapt to this in the future development of the area. The challenge is to help, through the development process, to achieve the potential for reducing greenhouse gases and impacts of climate change.

Cultural

Challenge 12: Creating places with a distinctive sense of identity Blaenau Gwent has a distinctive, location, history and townscape and this is a further potential key to the area's transformation. This will mean bequeathing to future generations the best of the legacy of the past, including the heritage as an iron, coal and steel producer, the links with the Chartist movement and the birthplace of Aneurin Bevan. The challenge is to protect, conserve and enhance the best of the buildings and townscape.

The Welsh language is integral to the character, culture and history of Wales. Whilst Blaenau Gwent does not have a large Welsh speaking population as found in other parts of Wales, the challenge is to ensure that the spatial planning system protects and enhances Welsh culture and language where possible.

Key Drivers

3.3 Having identified the key challenges the County Borough faces up to 2033 and which the RLDP needs to address, this section seeks to identify the key drivers to realising some of the challenges and to assisting in delivering the changes required.

Cardiff Capital Region

3.4 The overarching economic objectives of the City Deal are to create 25,000 new jobs and leverage £4 billion in private sector investment across the region. Key themes have been identified to focus the approach: Connecting the Region; Regeneration and Infrastructure; and Skills and employment. These strategic themes have key implications for the Blaenau Gwent RLDP.

3.5 Connecting the Region – the digital strategy will help to make the area a smart region, driving innovative and disruptive solutions to attract private sector partnership and investment, including Welsh and regional connectivity, regional and community fibre connectivity, mobile 5G access and maximising open data.

3.6 A key project is the £738million Metro project, which aims to extend the transport networks to improve access to new and existing activities for work, training, education, culture, retail and leisure in South East Wales. The development of a 3-4 mile rail link from Abertillery to Ebbw Fawr Valley at Aberbeeg has been proposed as part of the scheme. This will also include a park and ride for 100 vehicles. An increase in the frequency of services to 4 per hour is also being investigated.

3.7 The key outcome of the Metro project is to create an integrated transport infrastructure which will enable the social and economic objectives of the Cardiff Capital Region City Deal. An additional rail link at Abertillery and Aberbeeg, in combination with a more reliable and frequent service, would help improve the economic prosperity for Blaenau Gwent.

3.8 Regeneration and Infrastructure – the Housing Investment Fund has been proposed to support the need for more homes to be built across the region. The fund will support house building ranging from larger builders and developers on stalled housing sites on former industrial sites through to small builders, community builders, custom builders and regeneration specialists on small sites across the region. The fund will also help to help stimulate the SME building sector across the region by providing loan development finance and launching a Customer Build Scheme releasing smaller plots of public sector land with a full package of support for SMEs to deliver new homes in the community.

3.9 Skills and Employment – the Skills for the Future project supports provides region-wide school engagement with pupils and parents to offer careers advice and guidance, support for businesses to address barriers of participation, including a skills investment fund and a commitment to support delivery of over 10,000 additional apprenticeships, graduate internships and upskilled employees in the private sector.

Our Valleys Our Future (WG 2018 Delivery Plan)

3.10 A ministerial taskforce for the South Wales Valleys are working to improve the prosperity in the South Wales valleys. They have published a high-level plan which outlines its priorities for the future. These are:

- **Good quality jobs and the skills to do them**

3.11 The vision is ‘to close the employment gap between the South Wales Valleys and the rest of Wales. This means helping 7,000 people into work, further creating thousands of new fair, secure and sustainable jobs across the Valleys’. Ebbw Vale has been identified as a strategic hub which is the focus of public sector investment. Proposals include: Tech Valleys – automotive and technology, employment space, residential development and digital. There is also a focus on the foundation economy to be supported to create additional jobs. The sectors being targeted are food, health, construction, retail, social care and child care. Maximising regional potential of the A465 is another area the Taskforce is exploring.

- **Better public services**

3.12 The vision is ‘Public services will be working with the third sector and local communities to respond to people’s needs. Support will be available to help people lead healthier lifestyles, improving well-being and addressing health inequalities; public transport will be joined-up, affordable and help people get to work, school or training and to leisure

facilities; we will improve education outcomes for all children and close the attainment gap'. A number of actions are put in place to achieve this.

- **My local community – Valleys Regional Park**

3.13 The Vision is 'A valley's Landscape Park will have been set up to help celebrate and maximise the use of their natural resources and heritage; Valley town centres will be vibrant places, with attractive green spaces which support local economies; and the Valleys will be a recognised tourist destination, attracting visitors from across the UK and beyond'. A number of actions are put in place to achieve this. The Valleys Regional Park is to sustain the improvement and management of a highly-visible network of uplands, woodlands, nature reserves and country parks, rivers, reservoirs and canals, heritage sites and attractions across the Valleys, linking with our towns and villages.

Enterprise Zones

3.14 The Ebbw Vale Enterprise Zone is one of eight enterprise zones launched in Wales by the Welsh Government in 2012. The Ebbw Vale Enterprise Zone focuses primarily on the advanced materials and manufacturing sector. The Ebbw Vale Enterprise Zone comprises of four areas totalling 40 hectares of developable land. The main objectives for Ebbw Vale Enterprise Zone is business growth and job creation. The incentives available are of a fiscal nature with a planning scheme that offers a fast track application service and no pre-application advice fee. A Strategic Plan for the Enterprise Zone was produced in 2018 which makes recommendations for future direction and strategy. The responsibility of the Enterprise Zone lies with the Tech Valleys Strategic Advisory Board.

Tech Valleys

3.15 In 2017, Welsh Government announced it would invest £100m in the Tech Valleys project over ten years. Tech Valleys refers to the proposed automotive technology park in Ebbw Vale. The investment will support the creation of more than 1,500 jobs, predominantly within new technologies and advanced manufacturing. Welsh Government have announced £25m over the next three years (2018-2021) as part of this commitment.

3.16 The Welsh Government have published a Tech Valleys Strategic Plan (April 2018) to set out how innovative technologies will be attracted to Ebbw Vale and the South Wales Valleys. The plan also includes how it will complement other initiatives and the expected economic benefits.

Circuit of Wales

3.17 In September 2013, planning permission was granted for the Circuit of Wales which would be a world class automotive cluster, centred around a performance circuit designed to host international motor sport events such as MotoGP, World Superbikes, World Motocross and World Touring Car and provide a major addition to the UK's portfolio of leading motor sports facilities. In 2017, the Welsh Government announced the decision not

to support the project. A planning application has been submitted to renew the permission which is currently being considered by the Local Planning Authority. The situation remains uncertain and therefore needs to be monitored.

4.0 STRATEGIC FRAMEWORK

Replacement LDP Vision (2018-2033)

4.1 An exciting and challenging Vision of what the area should look like in 15 years-time has been developed and will guide the future development of Blaenau Gwent. The LDP Vision has been developed to take into account the policy context, key challenges and drivers for change.

Through collaborative working, by 2033, Blaenau Gwent will become a network of connected **sustainable, vibrant valley communities** that support the **well-being** of current and future generations with:

- a **prosperous low carbon economy** where people have the skills, knowledge and opportunities to achieve a better quality of life; and
- residents living in **well connected**, healthy and safe communities, in a range of good quality homes with better access to services;
- its **distinctive natural environment**, cultural and historic identity is protected and enhanced creating a place where people want to live, work and visit.

Replacement LDP Objectives (2018-2033)

Delivering the Vision

4.2 The RLDP Vision has been broken down into four outcomes and these are considered central to the delivery of the RLDP vision as they embrace the principles of sustainable development and the concept of placemaking and embed the duties set out in the Well-being of Future Generations Act 2015.

- **Outcome 1:** Create a Network of Sustainable Vibrant Valley Communities (Placemaking)
- **Outcome 2:** Create Well-Connected, Active and Healthy Communities
- **Outcome 3:** Create Opportunities for a Prosperous Low Carbon Economy and Promote Learning and Skills
- **Outcome 4:** Protect and Enhance the Distinctive Natural and Built Environment

4.3 Under the four key Outcomes sit 19 objectives which have been identified to address the challenges facing the County Borough and to reflect updated national policy and legislation. The 19 objectives have been formulated to create the right conditions to address the various social, cultural, environmental and economic well-being outcomes. The draft vision and objectives will continually be refined during the process to reflect the development of the evidence base.

4.4 The objectives are set out below according to the theme under which they sit. They are also cross referenced to the relevant Revised LDP challenge listed in section 3.0.

LDP Objective Number	Headline	LDP Objective
Outcome 1: Create a Network of Sustainable Vibrant Valley Communities (Placemaking)		
1	Spatial Strategy	To promote the 4 main settlements of the County Borough as the focus for major employment, commercial and residential development
LDP Challenges Addressed:		1, 2, 4, 5, 6
2	Demography	To increase opportunities for people to live and work within Blaenau Gwent resulting in population growth.
LDP Issues Addressed:		1, 2, 3, 4, 5, 6
3	Placemaking	All developments should contribute to creating high quality, attractive, safe and sustainable places which enhance the community in which they are located whilst having regard to the natural, historic and built environment and supporting and safeguarding the welsh language.
LDP Issues Addressed:		7, 8, 9, 10, 11, 12
4	Climate Change	To minimise climate change impacts through reduced emissions of greenhouse gases in both new and existing developments, and to adapt to climate change through considerations of its effects through the design and location of new developments This can be achieved by: Maximising the use of previously developed land; Promoting the re-use and restoration of derelict land and buildings; By focussing development away from areas vulnerable to flooding; By increasing the supply of renewable energy; Encouraging balanced job and population growth to reduce out commuting; Provision of broadband connectivity to reduce the need to travel; Provision of ultra-low emission vehicle charging infrastructure to reduce emissions and improve air quality; and Provision of quality green infrastructure.
LDP Issues Addressed:		6, 8, 9, 10, 11
Outcome 2: Create Opportunities for a Prosperous Low Carbon Economy and Promote Learning and Skills		
5	Economic Growth	To support economic growth through the creation of a thriving, well-connected, diverse economy which provides a range of good quality employment opportunities to enable indigenous business growth, attract inward investment and competitive innovative businesses in appropriate growth sectors.
LDP Issues Addressed:		1

LDP Objective Number	Headline	LDP Objective
6	Education and Skills	To contribute to the improvement of the education and skills infrastructure through ensuring that skills and training match economic growth sectors and facilities can be accessed by all.
LDP Issues Addressed:		3
7	Minerals / Waste	To meet the County Borough's national, regional and local requirements to manage and dispose of its waste and to safeguard and to use its mineral resource in a sustainable manner.
LDP Issues Addressed:		9
8	Circular Economy	Promote the circular economy and make the best use of material resources for the benefit of both the built and natural environments.
LDP Issues Addressed:		9
9	Tourism	Develop a growing tourism economy to support sustainable and vibrant town centres recognising the role of the County Borough's proximity to the Brecon Beacons National Park, local heritage and leisure opportunities.
LDP Issues Addressed:		1, 2, 12
Outcome 3: Create Well-Connected, Active and Healthy Communities		
10	Housing	To improve the range and quality of housing through ensuring new developments contain a mix of house types and tenures thus providing affordable, accessible and aspirational homes for existing and future residents.
LDP Issues Addressed:		4
11	Town Centres	To sustain and enhance a network of 4 town centres serving their own populations and valley catchments whilst recognising that the role of these centres is evolving.
LDP Issues Addressed:		2, 5
12	Sustainable Transport	To promote accessibility for all by prioritising walking and cycling (active travel) then public transport and finally motor vehicles thus reducing air borne pollution, the need to travel and dependency on private vehicles.
LDP Issues Addressed:		6
13	Accessibility	To create a network of well-connected settlements where services are easily accessible through improved integrated sustainable modes of transport
LDP Issues Addressed:		5
14	Infrastructure	To create an accessible network of green open spaces and high quality leisure and community infrastructure to contribute towards improving health and well-being.
LDP Issues Addressed:		7

LDP Objective Number	Headline	LDP Objective
Outcome 4: Protect and Enhance the Distinctive Natural and Built Environment		
15	Ecosystems	To protect, enhance and manage the ecosystems of Blaenau Gwent by enabling them to adapt to climate change through connecting existing areas by creating new linkages and stepping stones.
LDP Issues Addressed:		8
16	Green Infrastructure	Promote multi-functional green infrastructure with an emphasis on its integration with existing and new development.
LDP Issues Addressed:		7, 8
17	Landscape	To protect, enhance and manage the distinctive landscape of Blaenau Gwent to help foster sustainable tourism and community pride.
LDP Issues Addressed:		8, 9
18	Historic/Cultural	To protect and enhance the historical and cultural environment of Blaenau Gwent to contribute to the regeneration of the area.
LDP Issues Addressed:		12
19	Environmental Quality	To safeguard the quality of water, air and soil and tackle all sources of pollution including noise.
LDP Issues Addressed:		10

Growth and Spatial Strategy Options

4.5 In order to deliver the objectives and meet the Vision the Council must consider how much growth is required for the lifetime of the Plan (2018-2033) and where it should be located. A number of different options of growth, how it should be distributed across the Borough and the Settlement Hierarchy for its delivery have been considered. Following extensive engagement with Stakeholders (a report of consultation of the strategy options is available) and consideration of key evidence including supply factors a preferred option has been developed. The background to the identification of the Preferred Strategy is set out in Appendix 3: Strategy Options and a more detailed consideration of the options is set out in a supporting paper on Strategic Options.

4.6 In summary four options were prepared and considered. The first **Option 1: Growth and Regeneration** was based on the current LDP and involved a medium level of growth; with a north south divide and a focus of growth on Ebbw Vale; and a settlement hierarchy based on an analysis of the roles of towns. Details of this are set out below.

Option 1: Growth and Regeneration (Current LDP)		
Growth Level	Spatial Distribution	Settlement Hierarchy
Medium Growth Population: 162 to 846 gain (0.2 to 1% growth) Housing: 79-99 per annum (Total 1,185-1,485) Employment: loss of 48 to 64 per annum (Total loss of between 720 to 960)	North / South split with most of the growth in the north and with a focus of growth in Ebbw Vale	Principal Hub: Ebbw Vale District Hubs: Tredegar Brynmawr Abertillery Local Hub: Blaina

4.7 Option 2: Balanced and Interconnected Communities involved a low level of growth; with equal distribution across the borough; and based on using the sustainable assessment of settlements to distribute this growth. Details of this are set out below.

Option 2: Balanced and Interconnected Communities		
Growth Level	Spatial Distribution	Settlement Hierarchy
Low Growth Population: loss of between 587 to 1,815 (-0.8% to 2.6% loss) Housing: 19-54 per annum (Total: 285-810) Employment: loss of 106 to 71 per annum (Total loss of – 1,065 to 1,590)	Balanced Growth Equally distributed across the borough	Sustainable Settlement Assessment Tier 1: Principal Settlements Ebbw Vale Tredegar Brynmawr/ Nantyglo/Blaina Abertillery / Cwmtillery / Six Bells / Brynithel / Llanhilleth / Aberbeeg Tier 2: Secondary Settlements Cwm Tier 3: Hamlets Trefil, Pochin, Bedwellty Pits and Swfrydd

4.8 Option 3: Economic Growth Strategy involved high growth; with a north south split based on opportunities for growth along the Heads of the Valleys; using the sustainable assessment of settlement to distribute the growth. Details of this are set out below.

Option 3: Economic Growth Strategy		
Growth Level	Spatial Distribution	Settlement Hierarchy
High Growth Population: 1,996 to 5,009 gain (2.9% to 7.2% growth) Housing: 141-226 per annum (Total 2,115 - 3,390) Employment: loss of 16 to a gain of 61 per annum (Total loss of 240 to gain of 915)	North / South split based on opportunities for growth along the Heads of the Valleys	Sustainable Settlement Assessment Tier 1: Principal Settlements Ebbw Vale Tredegar Brynmawr/ Nantyglo/Blaina Abertillery / Cwmtillery / Six Bells / Brynithel / Llanhilleth / Aberbeeg Tier 2: Secondary Settlements Cwm Tier 3: Hamlets Trefil, Pochin, Bedwellty Pits and Swfrydd

4.9 The final option, **Option 4: Sustainable Economic Growth** was the same as option 3 but spread the growth equally across the Borough. Details of this are set out below.

Option 4: Sustainable Economic Growth		
Growth Level	Spatial Distribution	Settlement Hierarchy
High Growth Population: 1,996 to 5,009 (2.9 to 7% growth) Housing: 141 to 226 per annum (Total 2,115 to 3,390) Employment: -16 to 61 per annum (Total -240 to plus 915)	Balanced Growth Equally distributed across the borough	Sustainable Settlement Assessment Tier 1: Principal Settlements Ebbw Vale Tredegar Brynmawr/ Nantyglo/Blaina Abertillery / Cwmillery / Six Bells / Brynithel / Llanhilleth / Aberbeeg Tier 2: Secondary Settlements Cwm Tier 3: Hamlets Trefil, Pochin, Bedwellty Pits and Swfrydd

4.10 The Preferred Growth and Spatial Strategy is **Option 5: Sustainable Economic Growth** but includes a **slightly lower growth level** than originally identified following as assessment of supply factors in relation to delivery and viability. It also includes a **more refined Settlement Hierarchy** to ensure that growth is directed to the most sustainable communities. This change was made to address concerns raised through the Initial Sustainability Appraisal of the options and Welsh Government's concerns that the settlement hierarchy was contrary to PPW, the principle of delivering sustainable development, promoting Active Travel, placemaking and the evidence.

Option 5: Sustainable Economic Growth		
Growth Level	Spatial Distribution	Settlement Hierarchy
High Growth Population: 1,471-1,996 to (2 to 2.9% growth) Housing: 117-141 per annum (Total 1,755 to 2,115) Employment: loss of 28 to 16 per annum (Total loss of 420 to 240) With UR reducing & EA adjusted + CR Reducing 210 to 225 per annum (Total of 3,150-3,375)	Spread across the Borough based on Sustainable Settlement Assessment	Sustainable Settlement Assessment Tier 1: Primary Settlement Ebbw Vale Tier 2: Main Settlements Tredegar Brynmawr/ Nantyglo / Blaina Abertillery (including Cwmillery and Six Bells) Tier 3: Secondary Settlements Cwm Aberbeeg / Brynithel / Llanhilleth Tier 4: Villages Swfrydd Tier 5: Hamlets Trefil, Pochin and Bedwellty Pits

The Preferred Growth and Spatial Strategy

4.11 The new strategy is one of **Sustainable Economic Growth** and includes the following three elements:

- Growth Level – How much housing and jobs are planned
- Spatial Distribution Strategy – Sets out where the growth will be located

- Sustainable Growth Outcomes – Details how the outcomes meet the key Planning Principles and national placemaking outcomes that should be followed to achieve the objective of sustainable places.

4.12 The strategy has an economic focus with an aim to **improve prosperity to close the employment gap with the rest of Wales**. This involves **helping 3,375 people into work** through increasing economic activity, reducing unemployment, reducing out-migration and out-commuting. This will be achieved **by enabling good quality, secure and sustainable jobs**. All this can be delivered through maximising opportunities from the City Deal, Valleys Task Force, Tech Valleys, Enterprise Zone and Metro proposals.

4.13 The Strategy encourages **growth** based on a clear understanding of the population and household changes over the Plan period. It accepts that in order to create sustainable and viable places it must plan for a more balanced age structure. This has its challenges as the younger population is declining and the older population is increasing. It must strike a balance by providing the right level of housing and employment growth and the necessary community infrastructure to encourage the younger population to return and middle aged population to remain in the area. Whilst enabling the older population to live healthy and active lives. The Plan makes provision for **2,115 new homes** which supports **household growth of 6.5%** and a **population growth of 2.9%**. The strategy has had to consider deliverability by reviewing what has been delivered in the past and identifying what can be delivered in the future

4.14 **Distribution of the growth** reflects a desire to **spread this growth** in an equitable manner in order to achieve a **sustainable pattern of growth**, minimise unsustainable patterns of movement and support local services and facilities. This involved an assessment of the level of sustainable transport and accessibility, the availability of local facilities and services and the level of employment opportunities in and around settlements. Further information on how this has been undertaken can be found in the supporting paper Sustainable Assessment of Settlements.

4.15 Strategic Policy 1 below sets out the strategy.

Strategic Policy 1: Sustainable Economic Growth

In order to deliver sustainable economic growth:

1. Provision will be made for the delivery of at least 1,500 jobs with an aspiration to deliver 3,375. To enable this 46 ha of employment land will be allocated.
2. Provision will be made for the delivery of 2,115 homes to deliver a housing requirement of 1,755 of which at least 456 will be affordable.
3. The new homes will be distributed across the borough in line with the settlement hierarchy with 45% all of the homes being directed to the Primary Settlement, 50% to Main Settlements and 5% to Secondary Settlements, Villages and Hamlets.

Settlement Tier	Name	Number (Share %)
Tier 1: Primary	Ebbw Vale (Ebbw Fawr)	952 (45%)
Tier 2: Main	Tredegarr (Sirhowy)	423 (20%)
Tier 2: Main	Brynmaur / Nantyglo / Blaina (Upper Ebbw Fach)	423 (20%)
Tier 2: Main	Abertillery (including Cwmillery and Six Bells) (Lower Ebbw Fach)	211 (10%)
Tier 3: Secondary Settlements, Tier 4: Villages & Tier 5: Hamlets	Tier 3: Cwm and Aberbeeg / Brynithel / Llanhilleth Tier 4 Swfrydd Tier 5: Trefil, Pochin and Bedwellty Pits	106 (5%)

4. Strategic Mixed-Use Sites are identified at:

- The Works, Business Hub, Ebbw Vale (3.5 ha of employment land) and 220 homes
- Ebbw Vale Northern Corridor - Rhyd y Blew (13.2 ha of employment land) and Bryn Serth (10 ha of employment land) and 805 homes
- Former Nantyglo Comprehensive School Site (220 homes) and other uses

5. Sustainable growth will be achieved through delivering the following outcomes:

Outcome 1: Create a Network of Sustainable Vibrant Valley Communities (Placemaking)

Outcome 2: Create Opportunities for a Prosperous Low Carbon Economy and Promote Learning and Skills

Outcome 3: Create Well-Connected, Active and Healthy Communities

Outcome 4: Protect and Enhance the Distinctive Natural and Built Environment

LDP Objectives	1, 2, 3, 4, 5, 8, 13, 14, 17, 18, 19
WBFG Act	A Prosperous Wales A Resilient Wales A More Equal Wales A Healthier Wales A Wales of Cohesive Communities A Wales of Vibrant Culture and Welsh Language A Globally Responsible Wales
LWBP	To forge new pathways to prosperity
Key Planning Principles (PPW10)	Facilitating Accessible and healthy environments Facilitating Accessible and healthy environments Growing our Economy in a Sustainable Manner Creating and Sustaining Communities

Growth Level

4.16 The Growth level identified allows the Borough to deliver a sustainable level of housing growth whilst at the same time supporting economic growth. It should be noted

that the level of population growth does not actually increase the number of people in the working age population and indeed even under the aspirational level it leads to a total loss of 240 people over the Plan period. However, the growth in the workforce is expected to come from increasing the activity rate, reducing economic inactivity and reducing out-commuting of the current population. If the intention to reduce inequalities with the rest of Wales is achieved and bring out-commuting levels to more sustainable levels then there would be 3,375 more people in the workforce based on the provision figures. The lower figure of 1,500 jobs identified in the policy is based on the Tech Valleys initiative and is backed by funding made available from Welsh Government.

Scenario	Change 2018–2033				Average per year		
	Population Change	Population Change %	Household s Change	Household s Change %	Natural Change	Net Migration	Dwellings
Provision	1,996	2.9%	2,020	6.5%	6	127	141
Requirement	1,471	2.1%	1,671	5.4%	14	84	117

4.17 As identified above the level of growth is based on making provision for a 2.9% growth in population that is 1,996 more people resulting in a population of 71,733 by 2033. Although the housing requirement figure set delivers a 2.1% growth in the population of 1,471 increasing the population from 69,435 in 2018 to 70,906 by 2033. The housing requirement figure would result in a population decline in the 0-14 age groups of 87 and a population increase in the 60+ age group of 4,668. Whereas the provision figure would result in a population decline in the 0-14 age groups of 196 and a population increase in the 60+ age group of 5,088. Actual changes are likely to lie somewhere between these figures as they are only estimates of what might happen.

4.18 In terms of household growth provision is made for 6.5% that is 2,020 more households whilst the requirement figure would result in 5.4% growth that is 1,671 more households. To meet the household growth identified the household growth figures are converted into dwelling requirement figures. The Plan makes provision for 2,115 homes to enable the delivery of 1,755 this equates to a 21% flexibility to enable sites that do not come forward or to enable the higher aspirations for the area if all of the sites were to be delivered. It is currently estimated that at least 456 of the homes will be affordable details of this can be found in the Housing Background Paper.

Spatial Distribution

4.19 An assessment of the roles and function of settlements undertaken for the current LDP led to the creation of valley areas with each having a district town centre or in the case of Ebbw Vale a sub-regional town centre. This is largely led by the physical characteristics of the area which naturally divides the area into 3 valleys the Sirhowy, Ebbw Fawr and the Ebbw Fach. The size of the Ebbw Fach and the fact that it had two district town centres led to it being split into Upper and Lower Ebbw Fach.

4.20 Within these valley areas the Strategy guides the location of growth to the most sustainable locations based on an assessment of settlements and creation of a Settlement Hierarchy.

Hierarchy	Settlements
Tier 1: Primary Settlements	Ebbw Vale
Tier 2: Main Settlements	Tredegar
	Brynmawr/ Nantyglo/Blaina
	Abertillery (including Cwmtillery and Six Bells)
Tier 3: Secondary Settlements	Cwm
	Aberbeeg / Brynithel / Llanhilleth
Tier 4: Villages	Swfrydd
Tier 5: Hamlets	Trefil Pochin Bedwellty Pits

4.21 The strategy focuses 45% of this growth in the Tier 1: Primary Settlement and 50% in Tier 2: Main Settlements with 5% in all other settlements. This growth split is based on directing growth to the most sustainable settlements that have the capacity to deliver.

Strategic Mixed-Use Sites

4.22 In order to offer some certainty of where development is taking place Strategic Mixed-Use Sites, that is sites of over 100 homes, that include a mix of uses are identified. These Sites have been taken through the Candidate Site Assessment Process and judged to be suitable for development. These sites have sufficient evidence of viability and deliverability.

4.23 **The Works** – is the regeneration of the former steelworks site in Ebbw Vale which aims to transform the site into a vibrant and distinctive area. It is a sustainable regeneration project driven by four objectives: economic, social, resources and environmental. The project aimed to create new places for learning, working and recreation. It is integrated into the town centre to make stronger connections and links to important landmarks. The scheme has already delivered a primary and special education needs school, hospital, a learning zone, leisure centre, playing pitches, a central Valley Wetland Park, cycleway, an extension to the railway and a mechanical link to the town centre. The site now needs to deliver (B1) office accommodation, commercial floor space, 220 homes and employment land. An opportunity exists to create an exciting business hub close to the rail station.

4.24 The supporting Masterplan needs to be updated to reflect the current position of development at the site and some amendments to the uses of some sites. The Masterplan is also supported by design codes and an energy statement. Planning permission has been granted for parts of the business hub and one of the parcels of land has already been sold for residential development. See appendix 5 for a map of the site.

4.25 **Ebbw Vale Northern Corridor** – The site fans out from the town centre in a north westerly direction to the Heads of the Valleys Road. The Vision for the site is to create a

series of developments that complements and enhances the vibrancy of Ebbw Vale as a sustainable community. Key aspects of the corridor will be to support a vibrant town centre with sustainable residential development and provide improved economic opportunity and leisure facilities centred to the north capitalising on the opportunities presented by the Heads of the Valleys dualling. It is intended that all the developments will achieve high sustainability and urban design standards. The development will capitalise on the opportunities presented by the environmental setting of the area through high quality public realm and green infrastructure. A key focus will be to complement the educational opportunities presented at 'The Works' with suitable employment space and create additional opportunities in market sectors such as tourism.

4.26 Development of the site is currently guided by the Ebbw Vale Sustainable Development Framework Supplementary Planning Guidance document. The framework has assessed the development potential of the area and identified the following elements:

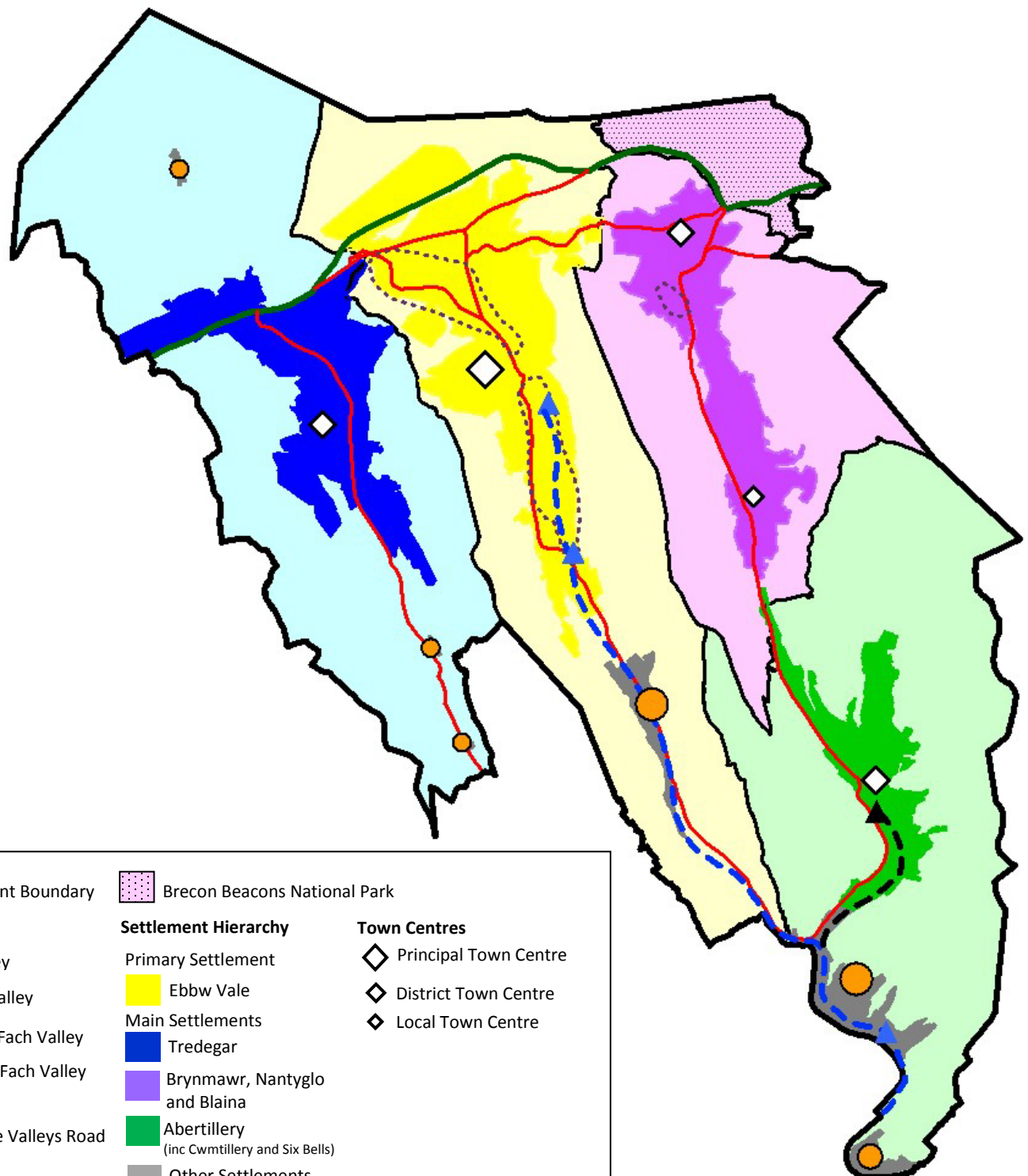
- Strategic mixed-use employment site – on land at Rhyd-y-Blew (29.8 ha of which 13.2 ha is the indicative developable area);
- Employment and road side services - at Bryn Serth (22.8 ha of which 10.5 ha is the indicative developable area);
- Commercial leisure hub – commercial leisure and associated A3 uses (4 ha);
- Residential - 805 homes including 10% affordable housing on three parcels of land (23 ha) (It should be noted that not all of the existing facilities are required to relocate to enable the provision of 805 homes); and
- A network of green links – to allow the effective integration of the SINC's and other key habitat areas.

4.27 This will be reviewed to ensure that it is up to date and reflects current guidance. In light of delivery rates it is unlikely that the full 805 homes will be delivered in the Plan period. Based on an average of 30 per annum it is anticipated that at least 450 homes will come forward from this site during the Plan period. One part of the site already has planning permission for housing (100) and another part has planning permission subject to the signing of a S106 Agreement (250). See appendix 5 for a map of the site.

4.28 Former Nantyglo Comprehensive School - the closure of the school and leisure centre has created an opportunity for a strategic mixed-use site. A masterplan is being prepared to create a well-designed, aspirational place to live with leisure space and good pedestrian / active travel linkages throughout. The site can accommodate in the region of 220 new homes but the exact figure and mix of uses will be identified in the RLDP. See appendix 5 for a map of the site.

Key Diagram

4.29 The Key Diagram illustrates the Preferred Strategy.



Key

- | | | |
|----------------------------|--|-----------------------|
| Blaenau Gwent Boundary | Brecon Beacons National Park | |
| Valley Areas | Settlement Hierarchy | Town Centres |
| Sirhowy Valley | Primary Settlement | Principal Town Centre |
| Ebbw Fawr Valley | Ebbw Vale | District Town Centre |
| Upper Ebbw Fach Valley | Main Settlements | Local Town Centre |
| Lower Ebbw Fach Valley | Tredegar | |
| | Brynmawr, Nantyglo and Blaina | |
| | Abertillery
(inc Cwmillery and Six Bells) | |
| Transport | Other Settlements | |
| Head of the Valleys Road | Secondary Settlement | |
| A Roads | Village | |
| Railway Station | Hamlet | |
| Railway Line | Strategic Mixed Use Sites | |
| Proposed Railway Station | | |
| Proposed Railway extension | | |

Outcomes

4.30 The outcomes set out in the strategy not only deliver the vision of the Plan and meet the objectives set but also embrace key planning principles and sustainable placemaking outcomes identified in Planning Policy Wales and will thus ensure the delivery of sustainable development. In order to demonstrate this cross references are made within the strategic policies (set out in section 5) to the Welsh Government's key planning principles and this is also summarised below. In addition appendix 4 cross references all the Strategic Policies against the national sustainable placemaking outcomes.

Preferred Strategy Outcomes	National Planning Principles				
	Growing our economy in a sustainable manner	Making best use of resources	Facilitating accessible and healthy environments	Creating and Sustaining communities	Maximising environmental protection and limiting environmental
Outcome 1: Create a Network of Sustainable Vibrant Valley Communities (Placemaking)	●	●	●		
Outcome 2: Create Opportunities for a Prosperous Low Carbon Economy and Promote Learning and Skills	●	●		●	●
Outcome 3: Create Well-Connected, Active and Healthy Communities	●	●	●	●	
Outcome 4: Protect and Enhance the Distinctive Natural and Built Environment		●			●

4.31 The following Strategic Policies deliver the Sustainable Economic Growth Strategy.

5.0 STRATEGY DELIVERY

Strategic Policies

5.1 This section sets out the strategic policies which form the framework for implementing and delivering the Replacement Local Development Plan (RLDP). The format and structure reflect the outcomes identified from the vision.

- **Outcome 1:** Create a Network of Sustainable Vibrant Valley Communities (Placemaking)
- **Outcome 2:** Create Opportunities for a Prosperous, Low Carbon Economy and Promote Learning and Skills
- **Outcome 3:** Create Well-Connected, Active and Healthy Communities
- **Outcome 4:** Protect and Enhance the Distinctive Natural and Built Environment

5.2 Each of these four outcomes includes key subject areas (e.g. employment, tourism, housing, environment, etc) and their strategic policies. The structure of the Strategic Policies allows them to cross reference to: the objective; the national Well-being goals; local Well-being objectives; and the 5 key planning principles set out in Strategic Policy 1.

Outcome 1: Deliver a Network of Vibrant Valley Communities (Placemaking)

5.3 These policies focus on delivering placemaking and ensuring that our communities are sustainable in the long-term. Strategic Policy 1: Sustainable Economic Growth plays a major part of delivering this network of vibrant valley communities and is supported by the following policies on Sustainable Placemaking and Design and Climate Change.

Strategic Policy 2: Sustainable Placemaking and Design		
To deliver a Network of Vibrant Valley Communities we need to create sustainable places where people want to live, work and socialise thus the design of new developments needs to deliver:		
1. Inclusive design that offers choice and ease of access for all;		
2. Environmental Sustainability in terms of maximising energy efficiency, making efficient use of resources, preventing the generation of waste and pollution, and consideration of ecosystems services;		
3. Sustaining or enhancing local character in terms of the layout, form, scale and visual appearance of development;		
4. The reduction of crime and disorder, where appropriate; and		
5. Reduce reliance on the car by integrating the development with the wider public transport routes and active travel routes.		
RLDP Objectives		3, 4, 12, 13
Well-being	of	A More Equal Wales

Future Generations Act (Wales) (WBFG Act)	A Healthier Wales A Wales of Cohesive Communities A Globally Responsible Wales
Local Well-being Plan (LWBP)	Blaenau Gwent wants safe and friendly communities
Key Planning Principles (PPW10)	Facilitating Accessible and healthy environments

5.4 Good design must be inclusive and this can be addressed through placing people at the heart of the design process. Through providing choice by ensuring that where a single design solution cannot accommodate all users flexibility is built into the building. Acknowledging diversity and difference by making provision to meet the needs of people with sensory, memory, learning and mobility impairments, older people and people with young children will lead to more usable environments. Good design also needs to address the inequality of access to services, education and employment experienced by people without access to the car which is an issue for Blaenau Gwent.

5.5 Good design should promote environmental sustainability. Developments should seek to maximise energy efficiency and the efficient use of other resources (including land), minimise the use of non-renewable resources and prevent the generation of waste and pollution. In addition to considering landscape and green infrastructure and ecology, consideration should be given to all features of the natural environment and how these function together to contribute towards the quality of places. This embraces the principles of 'ecosystems services' and sustainable management of natural resources.

5.6 The special characteristics of the area should be considered in the design of the development. The layout, form, scale and visual appearance are important planning considerations and a clear rationale for design decisions will be required. These should be based on site and context analysis, a strong vision, performance requirements and design principles and should be provided to accompany planning applications, or where appropriate included in a design and access statement. Where an area is not recognised for its character, developments will be required to contribute to the areas transformation.

5.7 Crime prevention and fear of crime are social considerations that need to be taken into consideration by the development plan and in taking planning decisions. The aim in all developments should be to produce safe environments that do not compromise on design quality.

5.8 New development should avoid creating car-based developments and contribute to minimising the need to travel and reliance on the car, whilst maximising opportunities for people to make sustainable and healthy travel choices for their daily journeys. Existing infrastructure should be utilised where possible. Where new infrastructure is required it should be integrated within and beyond the development boundary. This could include works to connect to active travel routes or provision of bus priority measures on highway corridors serving new developments.

Strategic Policy 3: Climate Change

All development proposals will be required to make a positive contribution towards addressing the causes of, and adapting to the impacts of climate change. Means of achieving this may include:

1. Having low/zero carbon energy requirements by reducing energy demand, and promoting energy efficiency;
2. Supporting the development of renewable and low/zero carbon energy generation;
3. Supporting development proposals that incorporate district energy network development and expansion of The Works district heating network;
4. Promoting efficient use of land through giving preference to brownfield land and development at higher densities on sites located close to transport corridors or town centres, thereby reducing the overall need to travel;
5. Utilising local materials and supplies (adopting circular economy principles); and
6. Avoid, or where appropriate, minimise the risk of flooding including the incorporation of measures such as Sustainable Urban Drainage Systems and flood resilient design.

RLDP Objectives	3, 4, 8, 12
WBFG Act	A Prosperous Wales A Resilient Wales A More Equal Wales A Healthier Wales A Wales of Cohesive Communities A Wales of Vibrant Culture and Welsh Language A Globally Responsible Wales
LWBP	To look after and protect the natural environment
Key Planning Principles (PPW10)	Maximising Environmental Protection and Limiting Environmental Impact Making the Best use of Resources

5.9 One of the themes embodied in the Wellbeing of Future Generations Act is the need for ‘a resilient Wales’ whereby there is capacity to adapt to change such as climate change. A key principle of sustainable development, as recognised in PPW is ‘tackling climate change by reducing the greenhouse gas emissions that cause climate change and ensuring that places are resilient to the consequences of climate change’. Welsh Government advises that ‘climate change will have potentially profound environmental, economic and social justice implications and failure to address it will make planning for sustainability impossible’.

5.10 Climate change is being experienced in many forms. Typical ‘events’ include increasingly intense rainfall, more severe storms, rising sea levels and increasing average temperatures. These have a number of effects including flash flooding and storm damage, changes to landscape and wildlife habitats and the health impacts of increasing average temperatures.

5.11 The principles of energy efficiency measures and renewable energy provision are now incorporated into Building Regulations and proposed changes due to be out for consultation in Autumn 2019 will be looking to increase efficiency. However, the LDP needs to ensure that new development has regard to broader principles of sustainable design in order to significantly reduce energy usage and carbon emissions. Passive building techniques can help achieve these principles through design that makes best use of orientation and shading to facilitate solar gain and passive cooling to optimise thermal comfort. Such policy approaches can also help ensure that new development is designed to be resilient to future climate change effects.

5.12 The Plan will also support renewable and low/zero carbon energy generation technology as part of decarbonising our energy supply and meeting Welsh Government's target of 70 per cent of electricity consumption to be generated from renewable energy by 2030. The draft National Development Framework (NDF) identifies parts of Blaenau Gwent as priority areas for Solar and Wind Energy where there is a presumption in favour of development and where the principle of landscape change is acceptable. This and an assessment of the potential for renewable energy generation, using the Welsh Government Toolkit and the Blaenau Gwent Energy Prospectus (2019), will inform the Deposit Plan in terms of identifying areas of search or the potential for particular types of renewable and low / zero carbon energy.

5.13 The Blaenau Gwent Energy Prospectus identifies the opportunity for development proposals to incorporate district energy network development and expansion of The Works district heating network.

5.14 The planning system has a role to play in planning to minimise the underlying causes of climate change and planning for the consequences of climate changes. New development should be located to make use of existing infrastructure, services and amenities, with increased densities on mixed use sites and sites with access to local facilities and public transport. The development of brownfield land should be promoted, where suitable as it can also reduce the need for greenfield sites to be developed.

5.15 As set out above a key effect of climate change is the risk of flooding and this brings with it issues relating to the likelihood of flooding as well as the intensity of flooding. The Development Advice Maps accompanying Technical Advice Note (TAN) 15: Flood Risk (WG 2004) identifies the flood risk zones as set out in the TAN. This information will have an important influence on where development allocations will be located, along with the type of development, and will also inform policies on flood risk whereby subsequent development proposals, in the form of planning applications can be assessed. The approach of the Plan will be to steer highly vulnerable development away from flood risk areas, to assess the implications of development in areas at risk of flooding and to ensure that new development does not increase the risk of flooding elsewhere.

5.16 Schedule 3 of the Flood and Water Management Act 2010 (FWMA) established Sustainable Drainage Approval Bodies (SAB). The SAB is established to evaluate and

approve drainage applications for new developments where construction work has drainage implications, and adopt and maintain surface water drainage systems according to the Act. SAB consent must be in place for development to commence and could result in a potential change in site layouts and lower densities.

5.17 A Strategic Flood Consequences Assessment will be prepared for the Deposit Plan and will inform the identification and assessment of subsequent allocations.

Outcome 2: Deliver opportunities for a Prosperous Low Carbon Economy and Promote Learning and Skills

5.18 This outcome covers the economic components of the strategy which is an important part but also complements the other outcomes, which collectively come together to deliver sustainable economic growth strategy. This section sets out the strategic direction for Sustainable Economic Growth, Tourism, Minerals and Waste.

Strategic Policy 4: Employment and Skills

Opportunities for sustainable economic growth will be delivered by directing employment generating development to the most appropriate and sustainable locations, supporting expansion of existing businesses and ensuring spatial alignment between housing and employment growth. The Employment Land Review identifies 46 ha hectares of land for employment and business purposes should be retained to accommodate at least 1,500 new jobs over the plan period. This will be delivered by:

1. Allocating 46 ha of land for employment purposes (The proposed employment site allocations required will be confirmed at the LDP Deposit stage).
2. Retaining and safeguarding the following strategic sites for employment purposes:
 - a. The Works, Business Hub, Ebbw Vale (3.5 ha); and
 - b. Ebbw Vale Northern Corridor, Ebbw Vale (Rhyd-y-Blew (13.2 ha) and Bryn Serth (10 ha)).
3. Supporting the development of land close to the proposed Metro station at Abertillery.
4. Capitalising on the key economic drivers and allocated funding in place for Blaenau Gwent in the form of the Enterprise Zone designation, Tech Valleys, Valleys Task Force and the Cardiff Capital Region.
5. The employment roles of major industrial areas will be identified to assist in the diversification of employment and support the growth in good growth sectors such as new technologies and advanced manufacturing, IT and cyber security, tourism, low carbon sustainable technologies and the foundation economy.

6. A first class learning infrastructure being put in place to ensure that residents gain the skills they require to match the economic growth sectors.	
7. Local labour market agreements being negotiated with developers to enable local employment to secure employment and skills development.	
RLDP Objectives	1, 2, 5, 6
WBFG Act	A Prosperous Wales A Resilient Wales A More Equal Wales A Healthier Wales A Wales of Cohesive Communities A Globally Responsible Wales
LWBP	To forge new pathways to prosperity
Key Planning Principles (PPW10)	Growing our Economy in a Sustainable Manner

5.19 The LDP Strategy recognises that, in order to address some of the serious socio-economic problems in Blaenau Gwent, a progressive approach must be taken in the development of land for economic purposes. The Employment Land Review identifies that the LDP allocates 46 ha of land for employment and business purposes which will enable the delivery of at least 1,500 new jobs across the plan period. The scale of jobs provided is based on the Enterprise Zone (Tech Valleys) and Valleys Task force plans for the area and aims to lower the unemployment rate, increase the economic activity rate and decrease out-commuting.

5.20 The Blaenau Gwent economy has experienced major structural change moving from dependence on heavy industries that historically dominated the local economy. Blaenau Gwent should support the growth in good growth sectors such as new technologies and advanced manufacturing, IT and cyber security, tourism, low carbon sustainable technologies and the foundation economy. The designation of the Blaenau Gwent Enterprise Zone primarily focuses on the advanced materials and manufacturing.

5.21 The baseline evidence base shows that skill levels and education attainment has improved in Blaenau Gwent. However, more progress needs to be made. The RLDP should contribute to the improvement of the education and skills infrastructure through where appropriate securing through S106 agreements skills and training match the economic growth sectors and supporting infrastructure provision.

5.22 The LDP will seek to safeguard existing sites and premises where appropriate and necessary. This will ensure retention of the employment land portfolio, prevent economic growth being constrained by a lack of land and help to meet the employment needs of the local and wider economy. The Employment Land Review will however inform decisions on the possible deallocation of some of the existing employment protection areas that are no longer considered to be viable, suitable or required to meet identified employment needs in the Deposit LDP.

5.23 The regeneration opportunities in Blaenau Gwent continue to present local employment opportunities in the construction sector. The development opportunities at

the strategic sites of The Works and Ebbw Vale Northern Corridor could allow for planning obligations to be used to secure local employment in the growing construction sector.

Strategic Policy 5: Growing Tourism

To deliver a growing tourism economy the Plan will support:

1. Major destination attractions that would draw large numbers of people to the area and provide a significant number of jobs;
2. High quality accommodation, venues, businesses, events, attractions, cultural tourism, rural enterprise, activity tourism and a diverse and attractive food and drink sector; and
3. The establishment of the Valleys Regional Park.

Providing developments avoid unacceptable, adverse environmental or amenity impacts and are supported by adequate existing or new infrastructure provision.

RLDP Objectives	1, 2, 5, 6, 11
WBFG Act	A Prosperous Wales A Resilient Wales A More Equal Wales A Healthier Wales A Wales of Cohesive Communities A Wales of Vibrant culture and Welsh language
LWBP	To forge new pathways to prosperity To look after and protect the natural environment
Key Planning Principles (PPW10)	Growing our Economy in a Sustainable Manner Creating and Sustaining Communities

5.24 A major destination attraction would be a game changer in the perception and role that tourism plays in the Blaenau Gwent economy. Being well located in terms of access to rail connections, the Heads of the Valleys Road and the Brecon Beacons National Park there is potential for an attraction that could draw large numbers of people to the area and provide a significant number of jobs. Planning permission has been granted for such a facility (Circuit of Wales) and a further application made to extend the life of this application. However, at present there is no certainty around the delivery of this proposal. This strategy also recognises the role smaller developments can make in supporting the tourist economy.

5.25 The LDP Strategy recognises the importance of tourism and the tourist industry to the economy of the County Borough. By attracting more visitors to the area it will also enable us to support sustainable and vibrant town centres. The LDP will provide the framework for the provision and protection of well-located, good quality, tourism, sport, recreation and leisure facilities and to diversify tourism in the County. The LDP will seek to ensure that proposals for new tourism related development are located in sustainable and accessible locations and that local communities are not adversely affected.

5.26 The Valleys Regional Park seeks to maximize the social, economic and environmental potential of the Valleys' natural and cultural assets and it is important that the concept is developed in Blaenau Gwent. The Park concept will help us sustain the improvement and management of our highly-visible network of uplands, woodlands, nature reserves, country parks, rivers, reservoirs, heritage and attractions. The aim is to improve links from these areas to our towns.

5.27 The land-use planning system has a key role in ensuring that tourism related development maximises the economic and employment benefits that tourism can bring in a sustainable manner and protects those qualities in the natural and built environment upon which tourism depends. The LDP Strategy seeks to encourage high quality sustainable tourism based on the County Borough's distinctive and valued natural environment, its historic features, the individual identity of its settlements and its cultural heritage. A number of Candidate Sites have been received for tourism proposals and there are also plans in place to improve the tourism offer at the Garden Festival Site in Ebbw Vale.

Strategic Policy 6: Sustainable Minerals Management	
Blaenau Gwent will sustainably manage its mineral resources by:	
<ol style="list-style-type: none"> 1. Maintaining a minimum 10 year land bank of permitted aggregate reserves throughout the plan period and meeting the apportionment identified in the most up to date Regional Technical Statement. This will require the identification of preferred areas for future working in relation to a potential lateral extension at Trefil Quarry (Limestone) and/or a new quarry at Land South East of Cwm (Pennant Sandstone); 2. Encouraging the efficient and appropriate use of high quality minerals and maximising the potential for the use of secondary and recycled aggregates as an alternative to primary land won resources; 3. Safeguarding areas underlain by non-energy minerals of economic importance where they could be worked in the future to ensure that such resources are not unnecessarily sterilised by other forms of development; 4. The use of buffer zones to reduce the conflict between mineral development and sensitive forms of development; 5. Ensuring that minerals proposals do not have an unacceptable adverse impact on the environment and amenity; and 6. Securing appropriate restoration and after uses for mineral sites which can deliver specific environmental and community benefits. 	
RLDP Objectives	5, 7, 8
WBFG Act	A Prosperous Wales A Resilient Wales A More Equal Wales A Globally Responsible Wales
LWBP	To forge pathways to new prosperity

Key Planning Principles (PPW10)	Maximising Environmental Protection and Limiting Environmental Impact Making the Best use of Resources Growing our Economy in a Sustainable Manner
---------------------------------	--

5.28 Minerals are a finite resource and can only be worked where they occur. Blaenau Gwent has a variety of mineral resources which are broadly found in the following locations: an outcrop of Limestone in the north of the County Borough; outcrops of coal across the central area; and an extensive resource of Pennant Sandstone in the south. Non-energy mineral resources will be protected from other types of permanent development through the identification of mineral safeguarding areas based on the British Geological Survey (BGS) Resource Maps. No individual circumstances have been identified that require the safeguarding of any primary coal resource.

5.29 The latest South Wales Regional Aggregates Working Party (SWRAWP) Annual Report (2018) establishes that at the end of 2018 Blaenau Gwent had 6 years supply of aggregates. The current planning permission for quarrying of limestone at Trefil Quarry also expires in 2024. As such, there isn't a sufficient supply of minerals and the Plan must therefore either make an allocation or identify Preferred Areas in order to achieve a 10 year supply at the end of the Plan period.

5.30 The South Wales Regional Technical Statement (RTS) (2014) sets out the contribution that each constituent local authority should make towards meeting the regional demand for aggregates. A revised RTS is currently being prepared and is due to be published early in 2020. The revised RTS will make recommendations for any apportionments necessary to ensure an adequate supply of crushed rock, including the nationally recommended minimum provision of 10 years, are available for the entire duration of the RLDP. This will require the Council to make provision which will require the identification of potential resources. Two candidate sites have been submitted one at Trefil Quarry (Limestone) and another Land South East of Cwm (Pennant Sandstone). Consideration will need to be given to allocating or identifying preferred areas at one or both of these sites in the RLDP.

5.31 The strategy is also about promoting the increased use of alternatives to naturally occurring minerals. The re-use and recycling of construction and demolition material and industrial wastes serves not only to reduce the amount of waste produced but also conserves scarce resources and minimises environmental damage. The current and emerging RTS makes an allowance for this source before setting the contribution each constituent local authority needs to make.

5.32 The strategy aims to balance the need for the safeguarding of nationally important mineral resources and ensuring their appropriate extraction against the potential impact of such development on residential occupiers, the landscape, and on sites of nature conservation or geological interest. These are key considerations that will inform consideration of the two candidate sites at Trefil Quarry and Land East of Cwm.

5.33 When determining planning applications for minerals, consideration needs to be given to securing appropriate restoration and after uses which can deliver specific environmental and community benefits.

Strategic Policy 7: Sustainable Waste Management

To deliver sustainable waste management the Plan will:

1. Ensure that all proposals conform to the principles of the waste hierarchy supporting those that move waste up the hierarchy;
2. Create an integrated and adequate network of waste recovery and disposal installations that has regard to the nearest appropriate installation concept and self-sufficiency principles;
3. Encourage the provision of in-building treatment facilities on B2 employment sites with sufficient amounts of available vacant buildings and land, subject to there being no unacceptable adverse effect on the environment or the amenity of adjacent users and communities that cannot be mitigated;
4. Support the co-location of facilities to enable the development of heat networks where appropriate; and
5. Support the circular economy by encouraging the minimisation of the generation of waste and the use of reused and recycled waste materials in the design, construction and demolition stages of development.

RLDP Objectives	4, 5, 7, 8
WBFG Act	A Prosperous Wales A Resilient Wales A More Equal Wales A Globally Responsible Wales
LWBP	To look after and protect the natural environment To forge pathways to new prosperity
Key Planning Principles (PPW10)	Maximising Environmental Protection and Limiting Making the Best use of Resources Growing our Economy in a Sustainable Manner

5.34 The Planning system has an important role to play in facilitating sustainable waste management. The Welsh Government's Policy for waste management is set out in – Towards Zero Waste' (2010) and associated Sector Plans. The waste hierarchy provides the starting point for consideration of waste management proposals. Waste prevention and re-use is at the top of the hierarchy, followed by preparation for re-use, recycling, recovery and finally disposal. As far as possible, waste should be driven up the waste hierarchy.

5.35 The Collections, Infrastructure and Markets (CIM) Sector Plan requires the provision of an integrated network of facilities and indicates a move away from the reduction of disposal and recovery options for treating waste and a move towards high volume source segregated collection followed by reprocessing as well as preparation for re-use and prevention. The 'Nearest Appropriate Installation' concept and the principle of self-sufficiency will only be applicable in relation to mixed municipal wastes (covered by Article 16 of the revised Waste Framework Directive).

5.36 The most recent Waste Planning Report for South East Wales was published in April 2016 and concludes that there is currently no need for additional landfill capacity within the region. In addition, the report advises that any new proposal for further residential waste treatment should be carefully assessed to ensure that overprovision does not occur within the region. As such, no specific need for such waste management facilities has currently been identified at a regional level.

5.37 At a more local level, Blaenau Gwent CBC is a member of Tomorrow's Valley, a residual waste procurement partnership, which has entered into a 25 year contract with Viridor Waste Management Ltd to treat municipal residual waste at their Energy from Waste Facility at Trident Park in Cardiff. Planning permission has also been granted for an additional household waste recycling centre which will serve residents in the southern half of the County Borough and no further supporting waste management infrastructure, such as waste transfer stations, is considered necessary to deal with municipal waste. In terms of organic waste Blaenau Gwent CBC has awarded a 15 year contract with an option for a 3 year extension.

5.38 Whilst no candidate sites have been put forward for future waste sites to serve commercial and industrial sectors, the Borough does have enquiries for waste management facilities on existing general employment sites. Such sites are broadly considered to be suitable locations for in-building waste management facilities, due to their similarities with the appearance of industrial buildings, the type of industrial processes involved and the nature of the impacts. As such, employment sites that allow B2 uses such as the Primary and Secondary employment sites identified in the current Plan are considered appropriate locations for new waste management facilities. The appropriateness of any unforeseen new waste proposal will be subject to minimising adverse environmental impacts and avoiding risks to human health; protecting areas of designated landscape and nature conservation; and protecting the amenity of residents and other land uses and users. A Waste Planning Assessment will be required for all applications for a waste facility classified as a disposal, recovery or recycling facility. This will ensure all such proposals have proper consideration of the principles contained in Technical Advice Note 18: Waste (WG 2017). The assessment should be appropriate to the nature scale and size of the development proposed.

5.39 The Council has moved from disposal of waste to landfill to high volume source segregated collection followed by reprocessing as well as preparation for re-use and prevention. The latest recycling figures for Blaenau Gwent indicates that the Council have reached the 58% target set for 2016 but have improvements to make to meet the target of 64% by 2021. As indicated above, planning permission is in place for a household waste recycling centre in the south of the Borough to help to deliver this requirement.

5.40 The siting of energy from waste installations should consider locating in proximity to energy users. Likewise, site energy users should choose to locate in proximity to existing operational energy from waste facilities. This enables developments to benefit from heat being created.

5.41 Waste prevention and approaches towards encouraging reuse and recycling should be considered at an early stage as part of materials choices and design. The cut and fill balance of materials excavated as part of any development should be assessed to avoid the creation of waste. This will support the circular economy and contribute to greenhouse gas reductions.

Outcome 3: Deliver Well-Connected, Active and Healthy Communities

5.42 This outcome seeks to deliver well connected active and healthy communities for all sectors of society. This will be achieved by enabling everyone to have access to good quality affordable homes, services and recreation facilities. The section sets out policies on Housing, Gypsy and Travellers, Town Centres, Transport, Infrastructure and Health and Well-being.

Strategic Policy 8: Delivery of Homes

To ensure local housing need is met and sustainable communities are created:

1. The Plan makes provision for 2,115 homes to deliver a housing requirement of 1,755 homes of which at least 456 will be affordable.
2. In order to meet this an allowance for completions to date, existing commitments, windfall contributions from small and large sites totalling 1,282 homes is made leaving 833 homes to be allocated in the Plan.

Settlement Tier	Total from completions, commitments, small and large windfall	Strategic Mixed use Allocations (identified)	Number of homes to be allocated	TOTAL
Tier 1: Ebbw Vale	677	675 (320*)	0	952 (+45)
Tier 2:Tredegar	206	0	217	423
Tier 2:Brynmawr / Nantyglo/ Blaina	231	220	0	423 (+28)
Tier2: Abertillery (including Cwmtillery and Six Bells)	62	0	149	211
Tiers 3,4 and 5	106			106
	1,282	540*	366	2,115 (+73)

**denotes number to be delivered in the Plan period*

(a further breakdown of this table is provided at Appendix 6 and further explanation is provided in the Housing Supply Supporting Document)

3. In allocating housing sites priority will be given to previously developed (brownfield) land within existing settlements, then previously developed land on the edge of existing settlements and then greenfield sites within or on the edge of settlements;
4. A range of sizes of sites will be made available to support self-build, and the small

and medium house builders; and	
5. Proposals to bring empty properties back into use will be supported.	
RLDP Objectives	1, 2, 4, 5,
WBFG Act	A Prosperous Wales A Resilient Wales A More Equal Wales A Healthier Wales A Wales of Cohesive Communities A Globally Responsible Wales
LWBP	Safe and friendly communities
Key Planning Principles (PPW10)	Facilitating Accessible and healthy environments Making the Best use of Resources Growing our Economy in a Sustainable Manner Creating and Sustaining Communities

5.43 The Preferred Strategy (Strategic Policy 1) provides a framework for the provision of 2,115 to enable the delivery of 1,755 homes in Blaenau Gwent over the Plan period.

5.44 Of major importance to the Strategy is the delivery of sustainable linked communities, so development must include a mix of dwelling types, sizes and tenure. The Local Housing Market Assessment (March 2019) identifies that 26% affordable properties are required over the Plan period and the need is for 1 and 4 bed properties. The report also highlights the need for a further 650 units for older people made up of a mix of traditional sheltered, extra care, dementia and leasehold schemes for the elderly. The RLDP aims to deliver at least 456 affordable homes (26% of 1,755). To meet the need a number of affordable led sites will need to be identified in the Plan. The Plan will look to predominantly deliver these on publicly owned sites, where financially viable.

5.45 The Delivery of this growth is being distributed across the borough in line with the settlement hierarchy set out in Strategic Policy 1. This policy provides the detail on the source of this delivery and the extent of land that remains to be allocated in each area. An allowance is made for sites completed, sites under construction, large and small windfall sites (sites that normally involve the re-use of a building or development of sites that become vacant within the settlement boundaries); and land with existing planning permission known as commitments. Commitments have been discounted through an assessment of sites that sit outside the existing 5-year land supply identified in the Joint Housing Land Availability Study (2019). Detail of this process and the workings of all these figures are set out in the Housing Supply Paper. It should be noted that with the inclusion of the proposed strategic sites there is a surplus of land in Ebbw Vale and Brynmawr.

5.46 In considering which sites are to be allocated in the RLDP a search sequence will be followed, starting with the re-use of previously developed land and buildings within settlement boundaries defined by the adopted LDP; followed by brownfield land on the edge of settlements; and finally on greenfield sites within and or on the edge of settlements. As already identified in Strategic Policy 3 developments will be encouraged to include higher densities on sites located close to transport corridors or town centres, thereby reducing the overall need to travel.

5.47 To support self-builders and local small and medium sized builders a range of sizes of sites will be made available in the Deposit Plan. A list of small sites will also be made available and updated annually alongside the Joint Housing Land Availability Study.

5.48 Although the number of empty properties in the Borough has reduced there is still an issue with long-term empty properties and plans are in place to bring back into use 20-40 per annum over the next five years. Though these sites are not counted in the housing requirement they will contribute to the provision of homes in the Borough and enable greater flexibility.

5.49 The deposit plan will include 2 new policies. One will cover the location and design of new homes and will look to address space standards in new development. The other will address houses of multiple occupation which has recently become an issue in Blaenau Gwent.

Strategic Policy 9: Gypsy and Travellers		
Land will be made available to accommodate any future unmet gypsy and traveller accommodation needs.		
RLDP Objectives	2	
WBFG Act	A Prosperous Wales A Resilient Wales A More Equal Wales A Healthier Wales A Wales of Cohesive Communities A Globally Responsible Wales	
LWBP	The best start in life for everyone Safe and friendly communities	
Key Planning Principles (PPW10)	Facilitating Accessible and healthy environments Creating and Sustaining Communities	

5.50 The latest Gypsy & Traveller Housing Needs Assessment (2015) identified an unmet need of 12 units in the Borough. Since this time two permissions have been granted totalling 5 units thus leaving a demand for a further 7 units. This is in addition to the land already identified in the current LDP which was taken into account in the needs assessment. There are plans in place to replace the existing Gypsy and Traveller Site with modern facilities and meet the shortfall identified. However, an updated Gypsy & Travellers Needs Assessment will be undertaken and if a need is required land will be identified to meet this additional need in the RLDP.

Strategic Policy 10: Retail Centres and Development	
1.	To sustain and enhance a network of town centres, the current retail hierarchy will be reviewed and a new hierarchy will be identified in the deposit plan based on evidence from a Retail Study.

<p>2. To support and sustain the town centres new roles will be explored as follows:</p> <ul style="list-style-type: none"> a. Abertillery will explore complimentary roles around culture, leisure and tourism; b. Brynmawr will explore opportunities to develop complementary roles around tourism and leisure; c. Ebbw Vale will expand its role as the main administrative and service centre for the Borough; and d. Tredegar will expand its tourism offer through maximising the benefits of local heritage. <p>3. In order to maintain or enhance the vibrancy, vitality and attractiveness of the town centres:</p> <ul style="list-style-type: none"> a. Shops, offices and other commercial premises where appropriate, will be upgraded by means of refurbishment and redevelopment; b. Appropriate comparison and convenience retail office, leisure, entertainment and cultural facilities will be supported; c. Opportunities will be sought to improve access to, and within, retail and commercial centres by all modes of transport, prioritising walking, cycling (Active Travel) and public transport. <p>4. Given the evolving role of town centres, the town centre and primary retail area boundaries will be reviewed and drawn in recognition of the need for a degree of flexibility in maintaining occupancy and footfall, and to enable a tailored approach to be taken for each centre having regard to health checks and masterplans.</p> <p>5. If appropriate, land will be made available to accommodate future local retailing need.</p>	
RLDP Objectives	1, 5, 9, 11,
WBFG Act	A Prosperous Wales A Resilient Wales A More Equal Wales A Healthier Wales A Wales of Cohesive Communities A Wales of Vibrant Culture and Welsh Language A Globally Responsible Wales
LWBP	To forge new pathways to prosperity
Key Planning Principles (PPW10)	Facilitating Accessible and healthy environments Growing our Economy in a Sustainable Manner

5.51 To sustain and enhance a network of town centres, the current retail hierarchy will be reviewed and a new retail hierarchy will be identified in the deposit plan based on evidence from a retail study. A retail study will be commissioned to provide the evidence for a retail hierarchy of town centres, through an assessment of: key market trends; shopping patterns: and quantitative and qualitative retail need. If appropriate, land will be identified in the deposit plan for future retailing needs.

5.52 The role of town centres has been identified as a key issue by stakeholders. The strategic policy explores new roles for the town centres in order for them to benefit from

planned tourism and leisure growth. The retail study which will be commissioned for the deposit plan will review the identified roles.

5.53 Ebbw Vale will expand its role as the main administrative and service centre for the Borough. There are also opportunities to develop its cultural role based on its iron and steel history.

5.54 Abertillery has opportunities to develop complementary roles around culture, leisure and tourism. The Guardian at Parc Arreal Griffin is a popular tourist attraction which Abertillery should look to benefit from. One of the strengths of Abertillery district town centre is the position of the centre relative to woodland and upland landscapes. There are opportunities to develop new infrastructure to enable people to use these environments and to explore the scope of 'opening up' the natural setting of the town. The Metropole, the Llanhilleth Institute and Ty Ebbw Fach offer opportunities around culture and links need to be forged with the town centre.

5.55 Tredegar will expand its tourism offer through maximising the benefits of local heritage. Recent and planned investment at Bedwellty Park and Gardens and Bryn Bach Park provides opportunities to attract visitors and for the town to benefit by catering for the needs of the visitors. The historical legacy provides opportunities to build tourism opportunities around heritage trails such as the Aneurin Bevan Trail and Iron makers trails.

5.56 The location of Brynmawr, at the gateway to the Brecon Beacons National Park, the Valleys Regional Park and Blaenavon World Heritage Site provides opportunity to service visitors either through providing facilities or encouraging them to stay over in Brynmawr. New development opportunities enable it to offer leisure and tourism facilities.

5.57 The low car ownership rates in Blaenau Gwent together with high levels of deprivation means that the Council needs to ensure that all members of the community can access the retail areas. This relates to all modes of transport, prioritising walking, cycling (Active Travel) and public transport.

Strategic Policy 11: Sustainable Transport and Accessibility

1. To deliver sustainable transport and accessibility the Council will work with partner organisations to:
 - a. Deliver the Metro Improvements including the proposed extension of the rail service to Abertillery, the increase in frequency of rail services on the Ebbw Valley Railway and integration of public transport services and active travel routes across the South East Wales Region.
 - b. Deliver the key transport measures and schemes identified in the Local Transport Plan.
2. To improve sustainability, developments should be located and designed to minimise

<p>travel, reduce dependency on the private car and enable sustainable access to employment, local services and community facilities. Depending on the nature, scale and siting of the proposal the development will be required to:</p> <ol style="list-style-type: none"> Accord with the Sustainable Transport Hierarchy; Safeguard, enhance and expand on the active travel networks identified in the Council's Existing Routes Map and Integrated Network Map, including links to the networks as a means of improving connectivity; Be designed to provide safe and efficient access to the transport network, which includes active travel routes, public transport routes and the strategic highway network; and Provide vehicle charging infrastructure. 	
RLDP Objectives	4, 5, 12, 13
WBFG Act	A Resilient Wales A More Equal Wales A Healthier Wales A Wales of Cohesive Communities A Wales of Vibrant Culture and Welsh Language A Globally Responsible Wales
LWBP	To forge new pathways to prosperity To encourage healthy lifestyles
Key Planning Principles (PPW10)	Facilitating Accessible and healthy environments

5.58 A key part of the strategy is to create a network of well-connected communities which is currently not in place. This relies on the provision of a network of active travel routes that links homes to local services, employment and green spaces and an efficient and integrated public transport network. The Metro proposals will enable Blaenau Gwent to deliver an efficient and integrated public transport network through: increasing the frequency of rail services on the Ebbw Valley Railway to 4 per hour (2 to Ebbw Vale and 2 to Abertillery); providing a new rail link to Abertillery; and the delivery of an integrated public transport service. These proposals are planned to be delivered by 2023.

5.59 The provision of a choice of transport modes that offer realistic travel alternatives to the private car is fundamental to creating sustainable communities. Sustainable travel options support healthy living and active lifestyles, and help to alleviate problems caused by over dependence on the car. Where cars are to be used there needs to be a move away from petrol and diesel vehicles to ultra-low emissions vehicles. It is important that new developments plan for the charging infrastructure required.

Strategic Policy 12: Social and Community Infrastructure

In order to maintain and improve the quality of life and health and well-being of residents the RLDP will:

1. Protect community facilities;

2. Allocate land for new schools, where required and support the development of the Welsh Language; 3. Allocate land for new health facilities, where required. 4. Allocate land for burial grounds to meet identified need; 5. Protect outdoor recreation space and open space; 6. Protect allotments from development; and 7. Support improved mobile phone coverage.	
RLDP Objectives	6, 14
WBFG Act	A Prosperous Wales A Resilient Wales A More Equal Wales A Healthier Wales A Wales of Cohesive Communities A Wales of Vibrant Culture and Welsh Language A Globally Responsible Wales
LWBP	The best start in life for everyone Safe and friendly communities To look after and protect the natural environment To encourage healthy lifestyles
Key Planning Principles (PPW10)	Facilitating Accessible and healthy environments

5.60 Community facilities are important to creating social and active communities. The term community facilities includes education facilities, cultural facilities, health services, libraries and places of worship. They can be owned by the public, private or community groups. The RLDP needs to take a strategic and long-term approach to the provision of community facilities, ensuring that the requirements of the community are met. The RLDP makes provision for a modest amount of growth to avoid putting pressure on existing services. However, where new house building does create a need that cannot be accommodated the development will need to make sure that the needs of the new residents are met.

5.61 The Council is currently working on delivering the 21st Century Schools Programme. Band A is nearing completion with the opening of the Six Bells school this year. Band B planning is underway and covers the period 2019-2024 with bands C and D to follow. Land will be allocated in the RLDP where required. The capacity of schools proposed under the 21st Century Schools Programme, where possible in line with financial and programming capabilities, will reflect any new growth in school places caused by the RLDP. The change in the population of children proposed in the RLDP and the potential impact on the capacity of primary and secondary schools will be assessed and where required mitigated for, when allocating residential sites.

5.62 The Blaenau Gwent Welsh in Education Strategic Plan 2017-20 is directly aligned to both the Welsh Government's and the Council's Welsh Language strategic frameworks. The strategic priorities within the current plan, which is set for review in 2020 are as follows:

- Raise the profile and levels of participation for Welsh-medium education across the County Borough by 2020, to contribute to the vision for one million speakers by 2050.
- Increase the early year's provision offer to stimulate parental demand to enable growth across the County Borough.
- Increase transition rates from Welsh-medium nursery provision to Ysgol Gymraeg Bro Helyg by 50% in 2020.
- Work regionally with South East Wales Local Authorities to secure places for Blaenau Gwent learners in Welsh-medium secondary provision.

5.63 The Council will continue to invest in the growth and development of Welsh-medium early years and education provision, this will be a key area of focus moving forward, in relation to both the 21st Century Schools Programme and associated Welsh Government capital schemes.

5.64 Primary and secondary health care facilities will need to be fit for purpose and able to accommodate the changing population over the RLDP period. The Aneurin Bevan Health Board's medium term plans include the provision of primary care resource centres to serve Ebbw Vale and Tredegar. Allocations will be made for these facilities in the RLDP. Our population is ageing, which will put different pressures on the health service.

5.65 Two of the three cemetery extensions in the current LDP have been implemented with the third at Dukestown due to be delivered in 2021. The existing allocation at Dukestown will be taken forward and any new need will also be addressed in the RLDP.

5.66 Recreational spaces serve a dual role of providing a place for play, sport, activity and relaxation but they also promote nature conservation and biodiversity and contribute towards the areas of green infrastructure. They encourage physical activity, which contributes to health and well-being. A new open space assessment will be undertaken to ensure that quality issues are also addressed and a new provision standard will be set that acknowledges the difficulty the area has in meeting the Fields in Trust Standard. The Exegesis assessment of openspace/greenspace has been updated and will feed into the RLDP. The RLDP will look to identify the greenspaces that it seeks to protect.

5.67 Allotments are an important community resource and have a wide range of community benefits. Allotments will be retained and protected particularly where they are an important part of the green infrastructure or have community value. The assessment of demand will be updated and provision will be made for any unmet demand.

5.68 Mobile phones are an essential tool in everyday lives and good mobile communication coverage is important to economic well-being. We will work with

telecommunication operators to improve mobile coverage in the area through providing clear policy advice on location.

Outcome 4: Protect and Enhance the Distinctive Natural and Built Environment

5.69 This section covers the Natural and Built Environment of Blaenau Gwent and aims to protect it for the current and future generations to enjoy. There is a need to future proof our assets both in response to the challenges presented by climate change and also in promoting low carbon solutions. Protecting species, habitats and landscapes; enabling opportunities for connecting with the natural environment and encouraging healthier lifestyles have the benefits of improving physical and mental health and well-being. This section sets out the strategic direction for the natural and historic environment.

Strategic Policy 13: Protection and Enhancement of the Natural Environment	
Blaenau Gwent's distinctive natural environment and landscape will be protected and where possible enhanced through:	
<ol style="list-style-type: none"> 1. Protecting the countryside from inappropriate development; 2. Protecting and enhancing important landscapes such as the nationally designated Brecon Beacons National Park and locally designated Special Landscape Areas; 3. Ensuring that development does not have a significant effect on neighbouring Special Areas of Conservation (SAC's); 4. Protecting nationally identified Sites of Special Scientific Interest (SSSI's); 5. Ensuring that the network of locally identified Sites of Importance for Nature Conservation (SINC's) and Local Nature Reserves (LNR's) are protected from inappropriate development and enhanced; 6. Protecting those attributes and features which make a significant contribution to the character, quality and amenity of the landscape; 7. Building resilience into the existing ecosystems through creating a network of green infrastructure and local wildlife sites linked by wildlife corridors and stepping stones; 8. Ensuring development seeks to produce a net gain for biodiversity ecosystem resilience by following the 'Step-Wise' approach and ensuring links are created to the green infrastructure network; and 9. Supporting woodland planting. 	
RLDP Objectives	3, 4, 14, 15, 16
WBFG Act	A Resilient Wales A More Equal Wales A Healthier Wales A Wales of Cohesive Communities A Wales of Vibrant Culture and Welsh Language A Globally Responsible Wales

LWBP	To forge new pathways to prosperity To encourage healthy lifestyles
Key Planning Principles (PPW10)	Maximising Environmental Protection and Limiting Environmental Impact

5.70 The natural environment of Blaenau Gwent has seen considerable improvements over the past 40 years but now needs to adapt to threats from climate change and pressure from development. The LDP Strategy aims to protect and enhance the local landscape, ecosystems and geodiversity. This is to be achieved through protecting land outside settlement boundaries from inappropriate development. The existing settlement boundaries identified in the current LDP will be reviewed to ensure consistency with a South East Wales agreed methodology and will be identified on the proposals map of the Deposit Plan.

5.71 The national and local landscape of the borough and the surrounding area needs to be protected. Given the close proximity of the Brecon Beacons National Park development proposals within Blaenau Gwent have to have regard to the Nationally important designation and should not have an unacceptable impact on the setting of the Park. The local landscape is currently protected through locally designated Special Landscape Areas identified in the current Plan. These are to be re-assessed to ensure consistency with neighbouring authorities. The duly amended SLAs will be identified on the proposals map of the Deposit Plan and will be protected from development by an amended Development Management Policy.

5.72 Blaenau Gwent does not have any European Protected Sites within the borough however there are a number within close proximity and it is important to ensure that development does not have a significant effect on such sites. The sites in close proximity include the Usk Bat Site, Cwm Clydach Woodlands, Aberbargoed Grasslands, Sugar Loaf Woodlands, Brecon Beacons, Langorse Lake / Llyn Syfaddan, Coed y Cerrig, Cwm Cadlan, Blaen Cynon and the River Usk.

5.73 It is also important to protect, enhance and manage the three nationally designated Sites of Special Scientific Interest (SSSIs) in the Borough at Cwm Merddog Woodlands/Coed Ty'n y Gelli, Brynmawr Sections and Mynydd Llangynidr. Development that affects a site of national importance for nature conservation will be subject to particular scrutiny to establish any potential or indirect effects upon such sites. Where potential impacts remain unknown, a 'precautionary approach' will be taken.

5.74 Since adoption of the current LDP a further 11 Sites of Importance for Nature Conservation (SINCs) have been designated and 5 more Local Nature Reserves (LNRs). There are now a total of 155 SINCs and 12 LNRs. The aim is to protect these sites from development and enhance them where possible. The new SINCs will be added to the list in the Deposit Plan and the proposals map and the current development management policy is to be revised.

5.75 The impacts of climate change means that we need to build resilience into our ecosystems by protecting ecological networks and landscape features that are important

for biodiversity to promote the six attributes of: resilience; diversity; extent; connectivity; condition; and adaptability. This is to be achieved by: enhancing the green infrastructure network by identifying protecting and linking designated sites and ecological corridors. Natural Resources Wales is currently preparing an Area Statement for South East Wales due in March 2020. A major part of this work is looking at habitat connectivity mapping to inform and strengthen the importance of key connections. The Area Statement must be given regard in the RLDP in line with the Environment (Wales) Act 2016. This work will inform the preparation of: a Green Infrastructure Assessment; a Green Infrastructure Plan; a revised Development Management Policy on Green Infrastructure; and Supplementary Planning Guidance to support the implementation of the revised policy.

5.76 New development will be encouraged to provide for a net improvement in terms of biodiversity by taking account of it as part of the design. This is to be achieved by following the Royal Town Planning Institute (RTPI) Step Wise approach which involves the following steps: identify and safeguard any existing, or potential, important habitat/species and ecological connectivity; avoid loss of any existing or potential important habitats or species; or fragmentation of ecological connectivity; design biodiversity into applications/projects (e.g. landscaping, SUDs, site layout, living roofs and facades etc.); mitigate for any unavoidable harm or loss to important habitat/species or fragmentation of ecological connectivity; compensate for any unmitigatable habitat/species losses that can be justified; and lastly enhance and increase the biodiversity of the site or off-site, if on-site cannot accommodate such requirements.

5.77 The NDF sets a target to increase woodland cover by at least 2,000 ha per annum to help build the resilience into our ecosystems, to secure the delivery of climate change and decarbonisation aspirations, and to ensure the productive potential of Welsh woodlands is maintained. Blaenau Gwent will support such initiatives.

Strategic Policy 14: Preservation and Enhancement of the Historic Environment

Blaenau Gwent's distinctive built environment will be protected, preserved and where appropriate enhanced through:

1. The protection and sustainable management of the Blaenavon World Heritage Site setting and buffer zone;
2. Preservation and enhancement of Scheduled Ancient Monuments and Archaeological Remains;
3. Preserving Listed Buildings and their settings or any features of special architectural or historic interest;
4. Preserving and enhancing the Tredegar Conservations Areas;
5. Protection and conservation of the Bedwellty House Historic Park and Garden and its setting;

6. Protection of the Historic Landscapes at Brynmawr/Clydach Gorge and Blaenavon;	
7. Preservation and enhancement of Historic Assets of Special Local Interest; and	
8. The promotion of heritage tourism.	
RLDP Objectives	3, 5, 9, 18
WBFG Act	A Prosperous Wales A Resilient Wales A More Equal Wales A Healthier Wales A Wales of Cohesive Communities A Wales of Vibrant Culture and Welsh Language A Globally Responsible Wales
LWBP	Safe and friendly communities
Key Planning Principles (PPW10)	Maximising Environmental Protection and Limiting Environmental Impact Making the Best use of Resources Growing our Economy in a Sustainable Manner Creating and Sustaining Communities

5.78 Blaenau Gwent's historic environment reflects its distinctive archaeological and social history and needs to be preserved and enhanced. As part of the buffer zone of the Blaenavon World Heritage Site is located in Blaenau Gwent, it is important that we ensure that it is protected and sustainably managed. We are working in collaboration with Torfaen and others to prepare and adopt Supplementary Planning Guidance to provide consistent planning guidance on further details to be taken into account in guiding future development.

5.79 There are 13 scheduled ancient monuments located in Blaenau Gwent. When considering development proposals that affect them or nationally important archaeological remains, there will be a presumption in favour of their physical preservation *in situ* that is there would be a presumption against proposals which would involve significant alteration or cause damage, or would have a significant adverse impact causing harm within the setting of the remains.

5.80 One further Listed Building has been identified at: the Pack Horse Bridge, Aberbeeg since the current Plan was adopted. This will need to be added to the appended list in the RLDP. There are now 54 Listed Buildings and Structures in Blaenau Gwent and special attention will be given to the desirability of preserving the buildings, their setting or any features of special architectural or historic interest which they possess. Any application for Listed Building Consent will need to be accompanied by a Heritage Impact Statement.

5.81 There are two Conservation Areas in Blaenau Gwent; one is based around the Bedwellty House and Gardens. The other adjacent to this covers the southern area of Tredegar town centre. This is supported by a Tredegar Townscape Initiative Conservation Area Appraisal and Design Guide which sets out detailed advice for developers when submitting planning applications, Listed Building Consent or Conservation Area Consent (including consent of advertisements and demolition works). Special attention must be

given to preserving or enhancing conservation areas when making planning decisions. Development proposals will be judged against their effect on the character or appearance of a conservation area as identified in the above guide. There is a general presumption in favour of retaining buildings which make a positive contribution to the character or appearance of a conservation area. There is also a special provision for trees in conservation areas which are not the subject of a tree preservation order. Any application for Conservation Area Consent will need to be accompanied by a Heritage Impact Statement in accordance with the (Historic Environment (Wales) Act 2016). Heritage Lottery Fund (HLF) has supported historic building improvement to aid regeneration works across the conservation area and has supported a number of buildings being brought back into use for tourism purposes.

5.82 The Bedwellty Historic Park and Garden and its setting will be protected and preserved. It is for an applicant to show they understand the significance of the registered park and garden and the likely impact on the local authority to determine whether the impact is likely to be unacceptably damaging.

5.83 There are parts of 2 Historic Landscapes on the Register of Historic Landscapes in Wales in Blaenau Gwent. One based around Blaenavon but extends into Blaenau Gwent and the other at Brynmawr/Clydach Gorge. Whilst this is a non-statutory advisory register it is used to make decisions at a strategic level about the historic importance of areas identified and also where development proposals require an Environmental Impact Assessment or if there is more than a local impact on the historic landscape.

5.84 Heritage buildings and structures which have a particular architectural or historic interest in the local context, while not meeting the strict quality standard for inclusion on the statutory list of Listed Buildings, can still contribute to the conservation or enhancement of the local character. The Council has prepared Supplementary Planning Guidance which includes a list of local buildings and will be consulting on this alongside the Deposit Plan.

5.85 The historic built environment is a valuable resource that should be preserved in line with national planning policy. There is potential to harness this resource in a sustainable manner, for example, through promoting heritage tourism, for the purposes of regeneration. The Blaenau Gwent Tourism Strategy (2009) set out plans to develop heritage sites as tourism attractions, by developing tourism trails to heritage locations, providing on site interpretation and improving the marketing of the sites. The Destination Management Plan 2016-2019 recognises that the heritage and culture of the area is the stand out reason for visitors coming to the area. 'The special and proud history, a landscape that tells of the earliest settlers in the area and the wealth of historical sites, museums and archives draw in visitors on a daily basis. It is essential that we not only protect and maintain but also capitalise on this valuable asset'. The RLDP will ensure that a framework is put in place to support tourism opportunities.

Environmental Protection will be achieved through requiring development to:	
<ol style="list-style-type: none"> 1. Protect and where appropriate improve the water environment and water resources, including quantity and quality; 2. Reduce exposure to air and noise pollution; 3. Balance the need for lighting with: the protection of the natural and historic environment; preventing glare to neighbouring uses and the need to reduce carbon emissions; and 4. Take a precautionary approach to the location of potentially polluting development. 	
RLDP Objectives	19
WBFG Act	A Resilient Wales A More Equal Wales A Healthier Wales A Wales of Cohesive Communities A Globally Responsible Wales
LWBP	To look after and protect the natural environment
Key Planning Principles (PPW10)	Maximising Environmental Protection and Limiting Environmental Impact Making the Best use of Resources

5.86 The EU Water Framework Directive (2000/60/EC) established a strategic approach to water management and a common means of protecting and setting environmental objectives for all ground and surface waters. It aims to protect and restore clean water and ensure its long-term sustainable use. At present 50% of rivers and 30% of groundwater reach the 'Good Status'. This is due to sewer outflows, pollution from industrial estates and old mines and issues with fish migration. The Council is proactively working to help clean, protect and preserve Blaenau Gwent's rivers through a number of environmental projects. Development will only be allowed where adequate provision is made for the necessary infrastructure to secure the protection of water quality and quantity and, wherever practicable, improve water quality.

5.87 Development likely to result in emissions to air of any of the pollutants identified in the UK's National Air Quality Strategy and/or any other pollutant which may have an adverse impact upon the air quality within the Borough or has the potential to cause harm to human health and/or the environment should therefore provide a full and detailed assessment of the likely impact of these emissions. This should also demonstrate that there has been consideration of the cumulative effects of other proposed or existing sources of air pollution within the vicinity of the proposed development. Development will not be permitted where it is considered that the resultant emissions to air will have an unacceptable impact on the existing and/or future air quality within the Borough or where there will be an unacceptable adverse impact on public health and/or the environment, taking into account the cumulative effects of other proposed or existing sources of air pollution in the vicinity.

5.88 Potential sources of disturbance such as noise, vibration, odour or light can potentially have a significant effect on the quality of life of those living or working close

by or on protected species. Where a proposed development may adversely affect local amenity or protected species the applicant may be required to include both an assessment of the likely impact and proposed remedial or mitigatory measures to minimise the impact. In order to minimise light pollution and increase energy efficiency, the Council will need to be satisfied that any external lighting scheme is the minimum required for security and working purposes.

5.89 In considering the location of potentially polluting development a precautionary approach will be taken.

6.0 NEXT STAGE

Candidate Sites

6.1 Candidate Sites are sites suggested by the public for inclusion in the LDP, either as land for development, or for protection from development. Blaenau Gwent County Borough Council issued a call for Candidate Sites between 15th November and 24th January. A Candidate Sites' Register has been prepared and is published alongside this document for information.

6.2 Assessment work has commenced and all sites received to date have been subject to a Stage 1 filtering exercise which discarded sites that failed the submission criteria i.e. below the minimum size threshold for allocations; sites suggested for protection; development remote from urban areas; insurmountable constraints such as located within statutorily protected areas or on fundamentally constrained land, such as significant flood risk area. A total of 17 sites were ruled out as a result of this assessment. The next stage is for the sites to be assessed against the Preferred Strategy to determine which sites go through to stage 3 assessment.

6.3 Following publication of this Preferred Strategy a further call will be made for more sites and detailed information on some existing candidate sites (January to March 2020). This will involve a request for the site proposer to submit detailed information, (where the information was not submitted at stage 1 call for sites) for sites that are compatible with the strategy. The Candidate Site Submission form will need to be completed in full. There will also be an invitation to submit new candidate sites which are compatible with the Preferred Strategy. Site promoters may be required to submit detailed viability information in order to support their submissions, should the Council require this.

6.4 The stage 3 assessment is split into two sections. Stage 3A will involve a more detailed assessment of candidate sites at an officer level using a 'traffic light' coding system. Stage 3B will then involve the assessed sites going through consultation with internal officers and external consultees. Sites will also be assessed on their impact on sustainability. The aspiration is that the Council will have at this stage a list of viable, deliverable, sustainable sites for potential inclusion in the Deposit RLDP.

6.5 In terms of Strategic Mixed –Use Sites i.e. sites with over 100 homes and a mix of other uses have been taken through to stage 3, sites have been judged against the Preferred Strategy and internal and external consultation undertaken to assess their suitability. Those that have sufficient evidence of viability and deliverability are identified in the Preferred Strategy.

Future Stages

6.6 Following consultation on this Preferred Strategy, all comments received will inform the preparation of the Deposit Plan. The Deposit Plan is a full draft of the Local

Development Plan, which includes all policies as well as draft settlement boundaries and land allocations. The Council anticipates consulting on this in the Autumn of 2020.

List of Current LDP Policies that require revision or deletion:

Policy	Justification
Development Management Policies	
DM1 New Development	Revise to reflect changes in national policy, improve clarity and achieve consistency with Monmouthshire and Torfaen.
DM2 Design and Placemaking	Revise to include minor amendments required to improve clarity.
DM3 Infrastructure Provision	Revise to prioritise different types of infrastructure provision.
DM4 Low and Zero Carbon Energy	Revise to reflect the need to change specific criterion and address standalone low and zero carbon energy developments.
DM5 Principal and District Town Centre Management	Revise to reflect any change in approach to town centres.
DM6 Management of Blaina Town Centre	Revise to reflect any change in approach to town centres.
DM7 Affordable Housing	Revise as part of the reconsideration of housing allocation viability and affordable housing requirements and improve effectiveness in addressing extensions to housing sites.
DM8 Affordable Housing Exceptions	Revise to reflect new settlement hierarchy.
DM9 Caravan Site for Gypsies and Travellers	Revise to improve clarity.
DM10 Use Class Restrictions	Revise as part of the reconsideration of the degree of flexibility in the type of uses allowed on primary and secondary employment sites.
DM11 Protection of Community and Leisure Facilities	Revise to include further guidance and clarity.
DM12 Provision of Outdoor Sport and Play Facilities	Revise as part of the reconsideration of development thresholds and reassessment of local standards.
DM13 Protection of Open Space	Revise to include further guidance and clarity.
DM14 Biodiversity Protection and Enhancement	Revise to include newly designated sites and improve policy clarity
DM15 Protection and Enhancement of the Green Infrastructure	Revise to improve effectiveness.
DM16 Trees, Woodlands and Hedgerows Protection	Revise to improve clarity.
DM17 Buildings and Structures of	Revise to include further guidance and clarity

Local Importance	
DM18 Criteria for the Assessment of Mineral Applications	Revise to bring in line with national policy and advice.
DM19 Mineral Safeguarding	Revise to bring in line with national policy and improve clarity.
DM20 Waste	Revise to bring in line with national policy and advice.
Allocations and Designations	
SB1 Settlement Boundaries	Revise to provide greater clarity on appropriate types of development in the countryside and reflect a review of the settlement boundary.
MU1 Ebbw Vale Northern Corridor	Revise to ensure that development remain deliverable.
MU2 'The Works	Revise – certain allocations have been delivered and undelivered allocations should be reviewed to ensure that they remain deliverable.
MU3 NMC Factory and Bus Depot	Revise – to reflect a new masterplan being prepared for the area.
AA1 Action Area	Revise - to ensure that allocations remain deliverable and take into account updated retail requirements.
R1 Retail Allocations	Revise - should be reviewed in the context of the potential loss of commitments, the need for allocations to remain deliverable and updated retail requirements.
H1 Housing Allocations and H2 Housing Commitments	Revise – certain housing sites have been delivered and a review of undeveloped allocations and commitments is required taking into account updated housing requirements.
GT1 Gypsy and Traveller Accommodation	Revise - to address updated Gypsy and Traveller need Assessment and if necessary identify a new site.
T1 Cycle Routes	Revise – certain cycle routes have been delivered, a review of undelivered routes is required and new cycle and active travel routes need to be added.
T2 Rail Network and Station Improvements	Revise – certain rail improvements have been delivered and a review of undelivered rail improvements is required.
T3 Safeguarding of Disused Railway Infrastructure	Retain.
T4 Improvements to Bus Services	Revise – certain bus improvements have been delivered, a review of undelivered bus improvements is required and new bus improvements need to be added.
T5 New Roads to Facilitate Development	Delete – new roads delivered.
T6 Regeneration Led Highway Improvements	Revise – certain highway improvements have been delivered and a review of undelivered highway improvements is required.
EMP1 Employment Allocations	Revise – an employment allocation has been delivered and a review of undelivered employment allocations is

	required taking into account updated employment land requirements.
EMP2 Employment Area Protection	Revise - to reflect any change in the status of sites within the employment hierarchy.
ED1 Education Provision	Revise – one education allocation has been delivered, another is nearing completion and any new education provision needs to be added.
CF1 Community Centre	Delete – planning permission has been granted and the facility is now in operation.
TM1 Tourism and Leisure	Revise – tourism related activities have been delivered on certain sites and a review of undelivered allocations is required.
L1 Formal Leisure Facilities	Revise – this undelivered allocation needs to be reviewed to determine whether it remains deliverable.
ENV1 Green Wedges	Retain – though a review is required to strengthen.
ENV2 Special Landscape Areas	Revise – an overall review is required to reflect updated Landmap information and a need for greater cross boundary consistency with neighbouring authorities.
ENV3 Sites of Importance for Nature Conservation	Revise – new SINCS to be added and SINC boundary changes required as a result of development.
ENV4 Land Reclamation Schemes	Revise - undelivered allocations need to be reviewed to determine whether they are deliverable.
ENV5 Cemeteries	Revise – certain cemetery extensions have been delivered, undelivered extensions need to be reviewed and any new cemetery provision needs to be added.
M1 Safeguarding of Minerals	Revise – Coal Safeguarding areas to be deleted to reflect national policy.
M2 Minerals Buffer Zone	Revise - to reflect up-to-date planning permissions and the ceasing of mineral operations.
M3 Areas where Coal Working will not be Acceptable	Delete - to reflect national policy.
M4 Preferred Areas	Revise - should be reviewed in the context of meeting regional and national requirements and reflect decisions on planning applications.
W1 Land for Waste Management	Delete – to reflect updated position and lack of need for regional facility.

Suggested New Development Management Policies covering the following issues:

• Houses in Multiple Occupation
• The location and design of new homes and will look to address space standards in new development
• Development in the countryside

List of Supporting Documents

There are a number of supporting technical documents that have been produced to inform the Preferred Strategy. These are listed below along with their role and purpose and should be read alongside the Preferred Strategy.

Supporting Document	Purpose
Candidate Site Register	A log of sites submitted by land-owners, developers and the public as part of the call for sites. The Register is for information purposes only.
Employment Land Review	The purpose of the employment land review is to quantify the future employment land requirements of Blaenau Gwent and is based on the Welsh Government Practice Guidance for Economic Development.
Larger than Local Employment Study	The Larger than Local Employment Study comprises the combined area of the five local authorities of Blaenau Gwent, Caerphilly, Monmouthshire, Newport and Torfaen. The aim of the study is to develop a broad overview of the whole economy, identifying higher level statistics and key indicators to inform the RLDP.
Habitats Regulation Assessment Screening Report	This report details the HRA Screening for Blaenau Gwent RLDP Draft Preferred Strategy. It sets out the methods and findings and the conclusions of the Screening Assessment.
Housing Background Paper – Housing Supply	Provide supporting information regarding the housing supply identified in the Preferred Strategy.
LDP Demographic Evidence – Edge Analytics	To provide demographic evidence, including a suite of population, housing and economic growth outcomes to inform the Spatial Strategy Options paper for consideration in the formulation of the RLDP.
LDP Review Report	To set out the proposed extent of likely changes to the existing LDP (2006-2021) and to confirm the revision procedure to be followed in preparing the replacement LDP.
Local Housing Market Assessment	Desk-top analysis and assessment of housing need and demand of the housing markets that operate across the borough to explore both the nature and extent of housing requirements in Blaenau Gwent.
Pre-Deposit Engagement Paper	This is a live paper and will be updated as the LDP progresses. It sets out who and how people were engaged during pre deposit consultation, the main issues raised and how responses have affected the development of the RLDP. It also illustrates conformity with the community involvement scheme.
Replacement LDP Delivery Agreement	This document sets out how people will be given the opportunity to influence future development in Blaenau

	Gwent. It will explain how and when people will be involved and consulted in developing new planning policy for the area.
Report of Consultation – Issues/Challenges and Vision	The purpose of the report is to record all of the information gathered across the series of issues and vision workshop events.
Report of Consultation – Spatial Strategy Options	The purpose of the report is to record all of the information gathered across the series of spatial strategy options workshop events.
SA/SEA Scoping Report	To outline the proposed approach to the LDP’s Sustainability Appraisal, incorporating the Strategic Environmental Assessment. This report is the first stage of a SA process to identify, assess and address any likely significant effects on the environment from the emerging Blaenau Gwent LDP Review.
Spatial Strategy Options Paper	This paper has been produced to provide background information on spatial strategy growth options for the RLDP. The paper sets out the proposed options for growth and how these will potentially affect the population totals and structures, dwelling requirements, housing mix and jobs.
Sustainable Settlement Assessment	The purpose of this assessment is to identify those settlements which are potentially suitable to accommodate future growth in terms of their location, role and function. This involves an assessment of the current role and function of settlements, as well as an understanding of the relationships between settlements and their potential future roles.
Viability Assessment of Strategic Sites	The focus of this report is to assess viability and deliverability issues associated with taking forward strategic site allocations to deliver residential development in Blaenau Gwent.

Strategy Options

Growth and Location of growth Options

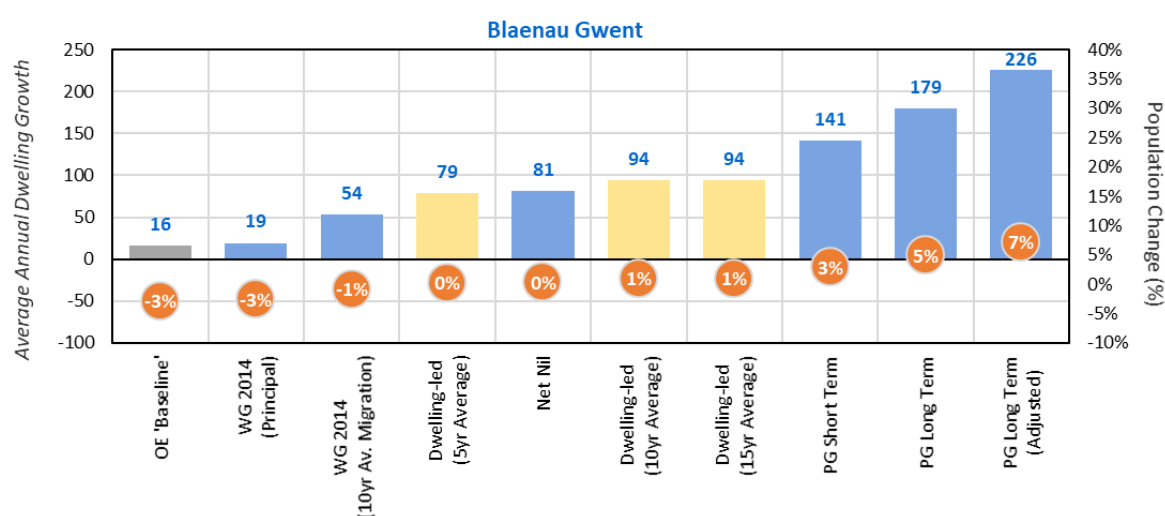
1.1 To identify the level of growth, the Council jointly with Monmouthshire and Torfaen commissioned Edge Analytics to prepare a range of population, household and employment led growth scenarios to inform the growth options. The findings of this work are set out in a Technical Paper Monmouthshire, Blaenau Gwent & Torfaen LDP Demographic Evidence (October 2019).

1.2 In addition to identifying the level of growth required over the lifetime of the Plan a decision needs to be made in term of where that growth should be located.

Growth Options

1.3 A total of 10 different scenarios have been generated for Blaenau Gwent. The scenarios prepared for Blaenau Gwent showed quite significant variations in terms of the impacts on the population and dwelling growth with each one having different impacts in terms of demographics. The scenarios along with a summary of their impacts are set out below.

Table 1: Annual Dwelling Growth and percentage Population Change



WG 2014 Principal

1.4 Planning Policy Wales advises that the starting point for the analysis of future growth is the latest Welsh Government principal projection which is currently the (WG) 2014 Principal Projection. This incorporates the ONS 2014 mid-year population estimate, plus fertility, mortality and migration assumptions based on a historical five-year period prior to 2014. These were notably lower than the previous WG projections as they were based on a 5 year period of recession where in migration was lower and household sizes had not decreased as quickly as previously considered.

1.5 This scenario projects a population decrease of 1,815 (-2.6%) with an increase of 275 households (0.9%) over the plan period. This scenario is the second lowest household growth range identified estimating an average of 19 dwellings per annum (dpa) over the Plan period (total of 285). The figure of 19 dpa is well below the current LDP dwelling requirement of 233 and also lower than the average completions achieved over the past 5 (80) and 10 years (96).

1.6 Under this scenario there would be population decline in the 0-14 age groups of -966 and a substantial population increase in the 60+ age group of 4,174.

1.7 The number of people in the working age range would decrease by 1,590 over the plan period. However, if assumptions on the unemployment rate being reduced and the economic activity rate being increased to the Wales average; and commuter ratio rates reduced to 1.20 then there would be 1,800 more people in employment over the Plan period.

OE Baseline

1.8 This differs from the other 9 scenarios in that it is an employment-led scenario. Instead of estimating the level of employment that the relevant forecast population growth projection could support, it considers the potential impact of employment change on population and housing growth. It is based on an Oxford Econometrics forecast, informed by a population growth outcome that is similar to that presented in the **WG 2014 Principal** scenario (population decline by 2033).

1.9 This scenario projects a population loss comparable with the WG 2014 Principal scenario that is a population decrease of 1,815 (-2.6%) with an increase of 275 households (0.9%) over the plan period. This scenario is the lowest household growth range identified estimating an average of 16 dpa over the Plan period (total of 240). The figure of 16 dpa is well below the current LDP dwelling requirement of 233 and also much lower than the average completions achieved over the past 5 (80) and 10 years (96).

1.10 The number of people in the working age range would decrease by 1,080 over the plan period. This is lower than the WG Principal scenario suggests. No assumption on the unemployment rate being reduced and the economic activity rate being increased to the Wales average were considered.

WG 2014 (10 yr Average)

1.11 This scenario is based on 10 year average migration figures prior to 2014 (i.e 2004/05-2013/14), a period that covers a more diverse range of economic conditions than the WG principal.

1.12 The scenario projects a population loss of 585 (-0.8%) with an increase of 765 households (2.5%) over the plan period. This scenario is the third lowest household growth range identified estimating an average of 54 dpa over the Plan period (total of 810). The figure of 54 dpa is well below the current LDP dwelling requirement of 233 and also lower than the average completions over the past 5 (80) and 10 years (96).

1.13 Under this scenario there would be population decline in the 0-14 age groups of -711 and a substantial population increase in the 60+ age group of 4,232.

1.14 The number of people in the working age range would decrease by 1,065 over the plan period assuming no change in the unemployment or economic activity rate. However, if assumptions on the unemployment rate being reduced and the economic activity rate being increased to the Wales average; and commuter ratio rates reduced to 1.20 then there would be 2,380 more people in employment over the Plan period.

Dwelling – led (5yr Average)

1.15 This scenario is based on annual dwelling growth applied from 2019 onward, based on the last five years completions (2014/15-2018/19). An annual dwelling growth of 80 pa has been applied.

1.16 The scenario projects a population increase of 162 (0.2%) with an increase of 1,127 households (3.6%) over the plan period. This scenario is the fourth lowest household growth range identified estimating an average of 79 dwellings per annum (dpa) over the Plan period (total of 1,185). The figure of 79 dpa is well below the current LDP dwelling requirement of 233, slightly lower than the average completions over the last 5 years and lower than the average completions over the past 10 years (96).

1.17 Under this scenario there would be population decline in the 0-14 age groups of 373 and a substantial population increase in the 60+ age group of 4,528.

1.18 The number of people in the working age range would decrease by 930 over the plan period. However, if assumptions on the unemployment rate being reduced and the economic activity rate being increased to the Wales average; and commuter ratio rates reduced to 1.20 then there would be 2,550 more people in employment over the Plan period.

Net Nil

1.19 This scenario is based on internal and international migration flows being balanced between in and out flows, resulting in zero net migration.

1.20 The scenario projects a population increase of 238 (0.3%) with an increase of 1,162 households (3.7%) over the plan period. This scenario is the fourth lowest household growth range identified estimating an average of 81 dpa over the Plan period (total of 1,215). The figure of 81 dpa is well below the current LDP dwelling requirement of 233 is slightly higher than the past 5 year (80) completion rate but is below the 10 years average completion rate (96).

1.21 Under this scenario there would be population decline in the 0-14 age groups of 299 and a substantial population increase in the 60+ age group of 4,570.

1.22 The number of people in the working age range would decrease by 960 over the plan period. However, if assumptions on the unemployment rate being reduced and the economic activity rate being increased to the Wales average; and commuter ratio rates

reduced to 1.20 then there would be 2,535 more people in employment over the Plan period.

Dwelling – led (10yr Average)

1.23 This scenario is based on annual dwelling growth applied from 2019 onward, based on the last ten years completions (2008/09-2018/19). An annual dwelling growth of 96 pa has been applied.

1.24 The scenario projects a population increase of 675 (1.0%) with an increase of 1,340 households (4.3%) over the plan period. This scenario is the fifth lowest household growth range identified estimating an average of 94 dwellings per annum (dpa) over the Plan period (total of 1,410). The figure of 94 dpa is well below the current LDP dwelling requirement of 233, higher than the average completions over the last 5 (80) and is slightly lower than the 10 year average completions (96).

1.25 Under this scenario there would be population decline in the 0-14 age groups of 204 and a substantial population increase in the 60+ age group of 4,615.

1.26 The number of people in the working age range would decrease by 735 over the plan period. However, if assumptions on the unemployment rate being reduced and the economic activity rate being increased to the Wales average; and commuter ratio rates reduced to 1.20 then there would be 2,790 more people in employment over the Plan period.

Dwelling led (15 yr Average)

1.27 This scenario is based on annual dwelling growth applied from 2019 onward, based on the last fifteen years completions (2004/05-2018/19). An annual dwelling growth of 102 pa has been applied.

1.28 The scenario projects a population increase of 690 (1.0%) with an increase of 1,346 households (4.3%) over the plan period. This scenario is the fifth lowest household growth range identified estimating an average of 99 dpa over the Plan period (total of 1,410). The figure of 99 dpa is well below the current LDP dwelling requirement of 233, higher than the average completions over the last 5 (80) and last 10 years (96).

1.29 Under this scenario there would be population decline in the 0-14 age groups of 237 and a substantial population increase in the 60+ age group of 4,597.

1.30 The number of people in the working age range would decrease by 720 over the plan period. However, if assumptions on the unemployment rate being reduced and the economic activity rate being increased to the Wales average; and commuter ratio rates reduced to 1.20 then there would be 2,790 more people in employment over the Plan period.

PG Short Term

1.31 This scenario is based on internal migration rates and international migration flow assumptions based on a six year period (2011/12-2016/17). This is a similar time to the WG Principal projection (i.e 5-6 years) but includes the latest three years of population statistics.

1.32 This scenario projects a population increase of 1,996 (2.9%) with an increase of 2,220 households (6.5%) over the plan period. This scenario is the third highest household growth range identified estimating an average of 141 dwellings per annum (dpa) over the Plan period (total of 2,115). The figure of 141 dpa is well below the current LDP dwelling requirement of 233 but is higher than the average completions over the past 5 (80) and 10 years (96).

1.33 Under this scenario there would be population decline in the 0-14 age groups of 196 and a substantial population increase in the 60+ age group of 5,088.

1.34 The number of people in the working age range would decrease by 240 over the plan period. However, if assumptions on the unemployment rate being reduced and the economic activity rate being increased to the Wales average; and commuter ratio rates reduced to 1.20 then there would be 3,375 more people in employment over the Plan period.

PG Long Term

1.35 This scenario is based on internal migration rates and international migration flow assumptions based on a sixteen- year period (2001/02-2016/17).

1.36 This scenario projects a population increase of 3,400 (4.9%) with an increase of 2,558 households (8.2%) over the plan period. This scenario is the second highest household growth range identified estimating an average of 179 dwellings per annum (dpa) over the Plan period (total of 2,685). The figure of 179 dpa is below the current LDP dwelling requirement of 233 but is well above the average completions over the past 5 (80) and 10 years (96).

1.37 Under this scenario there would be population increase in the 0-14 age groups of 231 and a substantial population increase in the 60+ age group of 5,068.

1.38 The number of people in the working age range would increase by 300 over the plan period. However, if assumptions on the unemployment rate being reduced and the economic activity rate being increased to the Wales average; and commuter ratio rates reduced to 1.20 then there would be 4,005 more people in employment over the Plan period.

PG Long Term (Adjusted)

1.39 This scenario is based on internal in-migration rates adjusted to reflect higher in-migration (based on the last 5-years) from Bristol and South Gloucestershire, following the removal of the Severn Bridge toll. All other migration flow assumptions are consistent with the PD Long Term scenario. This results in an extra 92 people coming to Blaenau Gwent from this area per annum.

1.40 This scenario projects a population increase of 5,009 (7.2%) with an increase of 3,231 households (10.4%) over the plan period. This scenario is the highest household growth range identified estimating an average of 226 dwellings per annum (dpa) over the Plan period (total of 3,390). The figure of 226 dpa is slightly below the current LDP dwelling requirement of 233 but is well above the average completions over the past 5 (80) and 10 years (96).

1.41 Under this scenario there would be population gain in the 0-14 age groups of 656 and a substantial population increase in the 60+ age group of 5,299.

1.42 The number of people in the working age range would increase by 915 over the plan period. However, if assumptions on the unemployment rate being reduced and the economic activity rate being increased to the Wales average; and commuter ratio rates reduced to 1.20 then there would be 4,710 more people in employment over the Plan period.

1.43 These Growth Options were placed into three options of low, medium and high as shown in table follows:

Growth Option	Level of Housing & Employment
Option 1 – Low growth (based on WG latest 2014 projections principal and 10 yr migration and OE baseline)	Population: loss of between 587 to 1,815 (-0.8% to 2.6% loss) Housing: 19-54 per annum (Total: 285-810) Employment: loss of 106 to 71 per annum (Total loss of – 1,065 to 1,590)
Option 2 – Medium growth (based on 3 dwelling led projections (5,10 & 15 yr average) and Net nil migration)	Population: 162 to 846 gain (0.2 to 1% growth) Housing: 79-99 per annum (Total 1,185-1,485) Employment: loss of 48 to 64 per annum (Total loss of between 720 to 960)
Option 3 – High growth (based on PopGroup short term, long term, and long term adjusted)	Population: 1,996 to 5,009 gain (2.9% to 7.2% growth) Housing: 141-226 per annum (Total 2,115 - 3,390) Employment: loss of 16 to a gain of 61 per annum (Total loss of 240 to gain of 915)

Location of Growth

1.44 As well as identifying the overall level of growth needed over the plan period, the Plan must put forward a clear spatial strategy for where this development should take place. As part of the Councils engagement 3 spatial options and two settlement hierarchy options were set out.

Spatial Options

1.45 Three spatial options were identified as follows:

Option 1 Current LDP – Based on a north south divide with the main focus of growth on Ebbw Vale.

- This option has the potential to reinforce and increase the role of Ebbw Vale as the main town (previously referred to as the hub), directing development to the most accessible location where the majority of services are available.

Option 2: Heads of the Valleys – Most growth along the Heads of the Valleys settlements

- This option has the potential to spread the growth along the Heads of the Valleys where there are greater opportunities to accommodate the growth in a fairer manner and placing less pressure on services in Ebbw Vale.

Option 3: Balanced Growth – Growth equally distributed according to sustainability assessment of settlements.

- This option has the potential to spread growth equally across the Borough and sustain local services. Use of the sustainability assessment of settlements will ensure that a greater amount of development will be directed to the most sustainable settlements.

Settlement Hierarchy

1.46 Draft guidance from Welsh Government (Development Plans Manual (Editions 3) paras. 5.15-5.18) requires us to identify a settlement hierarchy and a growth split based on a robust understanding of the role and function of places. Two options were put forward the first is the current LDP hierarchy which was based on an assessment of the role and functions of settlements. Option 2 is based on a sustainable assessment of settlements as set out in Paper on: Sustainable Assessment of Settlements. The identified hierarchies are as follows:

Option 1: Current LDP

Principal Hub:	District Hubs	Local Hub
Ebbw Vale	Tredegar Brynmawr Abertillery	Blaina

Option 2: Based on Sustainable Assessment of Settlements (based on LDP boundaries)

Tier 1: Principal Settlements	Tier 2: Secondary Settlements	Tier 3: Village and Hamlets
Ebbw Vale Tredegar Brynmawr / Nantyglo/ Biana) Abertillery / Cwmtillery / Six Bells/ Brynithel/ Llanhilleth and Aberbeeg/	Cwm	Trefil Pochin Bedwellty Pits Swfrydd

Spatial Strategy Options

1.47 From these three elements of growth level, spatial distribution and settlement hierarchy three Spatial Strategy Options were created as follows:

Option 1: Growth and Regeneration (Current LDP)

Growth Level	Spatial Distribution	Settlement Hierarchy
Medium Growth Population: 162 to 846 gain (0.2 to 1% growth) Housing: 79-99 per annum (Total 1,185-1,485) Employment: loss of 48 to 64 per annum (Total loss of between 720 to 960)	North / South split with most of the growth in the north and with a focus of growth in Ebbw Vale	Principal Hub: Ebbw Vale District Hubs: Tredegar Brynmawr Abertillery Local Hub: Blaina

1.48 This option is based on the current LDP taking into account that it aimed to stabilise the population.

Option 2: Balanced and Interconnected Communities

Growth Level	Spatial Distribution	Settlement Hierarchy
Low Growth Population: loss of between 587 to 1,815 (-0.8% to 2.6% loss) Housing: 19-54 per annum (Total: 285-810) Employment: loss of 106 to 71 per annum (Total loss of – 1,065 to 1,590)	Balanced Growth Equally distributed across the borough	Sustainable Settlement Assessment Tier 1: Principal Settlements Ebbw Vale Tredegar Brynmawr/ Nantyglo/Blaina Abertillery / Cwmtillery / Six Bells / Brynithel / Llanhilleth / Aberbeeg Tier 2: Secondary Settlements Cwm Tier 3: Hamlets Trefil Pochin Bedwellty Pits Swfrydd

1.49 This option aimed to create sustainable balanced communities acknowledging that they needed to be well connected to make the option sustainable. The option considered that a low growth level would be required to enable equal distribution of growth given the lack of opportunities in the south of the Borough.

Option 3: Economic Growth Strategy

Growth Level	Spatial Distribution	Settlement Hierarchy
--------------	----------------------	----------------------

High Growth Population: 1,996 to 5,009 gain (2.9% to 7.2% growth) Housing: 141-226 per annum (Total 2,115 - 3,390) Employment: loss of 16 to a gain of 61 per annum (Total loss of 240 to gain of 915)	North / South split based on opportunities for growth along the Heads of the Valleys	Sustainable Settlement Assessment Tier 1: Principal Settlements Ebbw Vale Tredegar Brynmawr/ Nantyglo/Blaina Abertillery / Cwmillery / Six Bells / Brynithel / Llanhilleth / Aberbeeg Tier 2: Secondary Settlements Cwm Tier 3: Hamlets Trefil Pochin Bedwellty Pits Swfrydd
---	---	--

1.50 This option aimed to deliver economic growth which is one of the main issues raised by stakeholders and is a priority for the Council. It was considered that spreading this growth along the Heads of the Valleys would be more equitable than focussing it all in Ebbw Vale.

1.51 Following engagement with Members of the Council a fourth option was included as follows:

Option 4: Sustainable Economic Growth

Growth Level	Spatial Distribution	Settlement Hierarchy
High Growth Population: 1,996 to 5,009 (2.9 to 7% growth) Housing: 141 to 226 per annum (Total 2,115 to 3,390) Employment: -16 to 61 per annum (Total -240 to plus 915)	Balanced Growth Equally distributed across the borough	Sustainable Settlement Assessment Tier 1: Principal Settlements Ebbw Vale Tredegar Brynmawr/ Nantyglo/Blaina Abertillery / Cwmillery / Six Bells / Brynithel / Llanhilleth / Aberbeeg Tier 2: Secondary Settlements Cwm Tier 3: Hamlets Trefil Pochin Bedwellty Pits Swfrydd

1.52 Members were supportive of an approach which distributed the growth across the Borough. Whilst they considered high growth should be the aspiration they had concerns as to whether this level of growth could be achieved.

Stakeholder Consultation

1.53 Consideration of the options was undertaken with a range of Stakeholders by way of a number of workshops held in July-August 2019. A summary of the feedback received is published as part of the evidence base.

Consideration of Growth Options

1.54 Stakeholders generally supported the high growth option (71%) with the remainder supporting the mid growth (29%) option. Option 3 had no support. Of those that chose a specific option (35 out of 40) within the higher growth scenario there was a more even split across the three scenarios although the PG Long Term adjusted came out as the most popular (42%) with the other 2 scenarios receiving (29% each).

Consideration of Spatial Distribution

1.55 Stakeholders were also asked to identify a preference for the Spatial Distribution of the Growth. Option 3: Balanced Growth was the favoured option with 63% choosing this option. Almost a third of people chose Option 2: Heads of the Valleys (30%) and only 7% choose Option 1: Current LDP (north south divide with an emphasis of growth on Ebbw Vale).

Consideration of Settlement Hierarchy

1.56 When asked to identify the preferred settlement hierarchy most stakeholders (84%) selected the option 2 based on the Sustainable Assessment of Settlements.

Consideration of the Strategy Options

1.57 Stakeholders were given the opportunity to identify their own preferred option by using the options given or through identifying an alternative. Although the favoured option was Option 4: Sustainable Economic Growth only 30% were in complete agreement with the option. The most common disagreement lay with the level of growth with a significant number favouring medium growth, distributed across the Borough and use of the sustainable settlement hierarchy. To address this issue it is suggested that the Preferred Option is amended to include a housing requirement figure at the lower end of the options. Another general concern was regarding the location of growth with over a third of stakeholders (34%) favouring the Heads of the Valleys. However, given that most of the principal settlements are located in the north of the Borough along the Heads of the Valleys there will be a natural weighting towards the Heads of the Valleys.

1.58 It is therefore proposed that the growth level included in options 4 is reconsidered to create the Preferred Strategy Option.

Consideration of Other Issues

1.59 In identifying a growth level need and demand must to be weighed against supply factors such as delivery and constraints. The main issue for Blaenau Gwent is delivery with both viability and deliverability being problematic. In terms of deliverability past completion rates would support medium growth of between 80 and 99. This is due to a lack of interest from the National Housebuilders due to viability concerns which has resulted in low delivery rates over the past ten years. Viability of sites is marginal with some areas not being able to

support affordable housing contributions or other S106 requirements. However, more recently the National Companies have returned to the area and there is now some optimism about housing delivery particularly in the Ebbw Vale area.

1.60 Supporting this positive stance is the Council's Growth and Investment Strategy which aims to grow the population and support economic growth. Other drivers for change include Heads of the Valleys dualling, investment from the Cardiff Capital Region, Tech Valleys, the Valleys Taskforce and the Metro.

1.61 It is proposed that the high growth level is moderated to a level that is deliverable. It is proposed that the PG Long Term Adjusted scenario is ruled out on the basis that it is highly unlikely to happen given that net migration levels would need to increase from current average losses of 31 per annum (Stats Wales 2011-2016) to increases of 297 per annum. In addition the housing delivery levels are considered to be undeliverable and unsustainable. Such growth would lead to pressure on existing schools and services which development would not be able to provide due to viability issues.

1.62 The PG Long Term scenario whilst desirable is also ruled out on the basis that it will be undeliverable. This would require a housing completion rate of 179 which is well above (86%) the past completion rate achieved over the last 10 years (96).

1.63 Given on the emphasis placed by Welsh Government on a viable and deliverable housing supply it is proposed to use the lowest level of the PG Short Term Scenario (144 homes) as the aspiration for the Plan and set a housing requirement figure slightly below this at 117 homes per annum which is an increase on what has been delivered over the past 10 years. The aspiration figure will be used to set the flexibility figure of the Plan (22%).

1.64 A new scenario has been created based on a dwelling led projection of 120 per annum. The details of which are as follows:

Dwelling led 120 per annum

1.65 This scenario is based on annual dwelling growth applied from 2019 onward, based on 120 pa being applied.

1.66 The scenario projects a population increase of 1,471 (2.0%) with an increase of 1,671 households (5.4%) over the plan period. This estimates an average of 117 dpa over the Plan period (total of 1,755). The figure of 117 dpa is well below the current LDP dwelling requirement of 233, though is higher than the average completions over the last 5 (80) and last 10 years (96).

1.67 Under this scenario there would be population decline in the 0-14 age groups of 87 and a substantial population increase in the 60+ age group of 4,668.

1.68 The number of people in the working age range would decrease by 420 over the plan period. However, if assumptions on the unemployment rate being reduced and the economic activity rate being increased to the Wales average; and commuter ratio rates reduced to 1.20 then there would be 3,150 more people in employment over the Plan period.

1.69 Issues raised by Welsh Government and the Initial Integrated Sustainable Appraisal led to the need to reconsider the distribution of growth. Whilst the principle is to spread the growth across the Borough the growth needs to be directed to the most sustainable settlements. Settlement Hierarchy to ensure that development is directed to the most sustainable settlements. This has involved the creation of more tiers and concentration of development on the most sustainable settlements. It has also led to the division of the Abertillery / Cwmtillery / Six Bells / Brynithel / Llanhilleth / Aberbeeg settlement into two settlements Abertillery (including Cwmtillery and Six bells) and Aberbeeg / Brynithel / Llanhilleth. This was to address concerns with the sustainability of these smaller settlements.

1.70 The following Option has been identified as the Preferred Option:

Option 5: Sustainable Economic Growth

Growth Level	Spatial Distribution	Settlement Hierarchy
High Growth Population: 1,471-1,996 to (2 to 2.9% growth) Housing: 117-141 per annum (Total 1,755 to 2,115) Employment: loss of 28 to 16 per annum (Total loss of 420 to 240) With UR reducing & EA adjusted + CR Reducing 210 to 225 per annum (Total of 3,150-3,375)	Spread across the Borough based on Sustainable Settlement Assessment	Sustainable Settlement Assessment Tier 1: Primary Settlement Ebbw Vale Tier 2: Main Settlements Tredegar Brynmawr/ Nantyglo / Blaina Abertillery (including Cwmtillery and Six Bells) Tier 3: Secondary Settlements Cwm Aberbeeg/ Brynithel / Llanhilleth Tier 4: Villages Swfrydd Tier 5: Hamlets Trefil Pochin Bedwellty Pits

Policy Assessment

National Sustainable Placemaking Outcomes

National Sustainable Placemaking Outcomes	SP1	SP2	SP3	SP4	SP5	SP6	SP7	SP8	SP9	SP10	SP11	SP12	SP13	SP14	SP15
1.Maximising Environmental Protection and Limiting Environmental Impact															
Resilient biodiversity and ecosystems													✓		
Distinctive and special landscapes													✓		
Integrated green infrastructure													✓		
Appropriate soundscapes															✓
Reduces environmental risks						✓	✓								✓
Manages water resources naturally															✓
Clean air															✓
Reduces overall pollution															✓
Resilient to climate change			✓										✓		
Distinctive and special historic environments														✓	
2.Facilitating Accessible and healthy environments															
Accessible and high quality green spaces											✓	✓			
Accessible by means of active travel and public transport											✓				
Not car dependent		✓									✓				
Minimises the need to travel											✓				
Provides equality of access											✓				
Feels safe and inclusive		✓													
Supports a diverse	✓							✓	✓		✓				

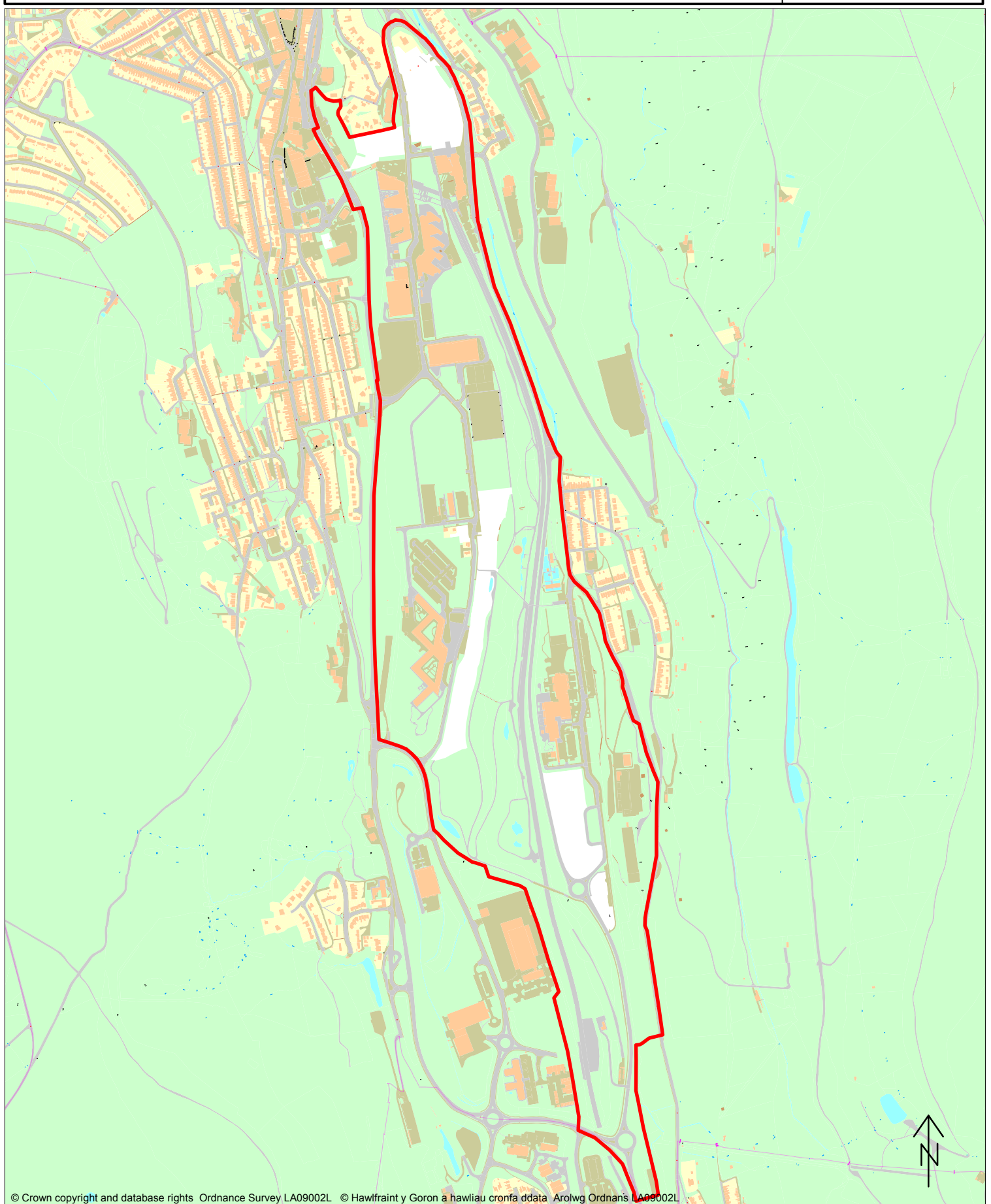
National Sustainable Placemaking Outcomes	SP1	SP2	SP3	SP4	SP5	SP6	SP7	SP8	SP9	SP10	SP11	SP12	SP13	SP14	SP15
population															
Good connections											✓				
Convenient access to goods and services	✓									✓	✓				
Promotes physical and mental health and well-being												✓			
3.Making the Best use of Resources															
Makes best use of natural resources						✓	✓								
Prevents waste		✓				✓	✓								
Prioritises the use of previously developed land and existing buildings			✓					✓						✓	
Unlocks potential and regenerates	✓							✓							
High quality and built to last		✓													
4.Growing our Economy in a Sustainable Manner															
Fosters economic activity	✓			✓	✓	✓	✓	✓		✓				✓	
Enables easy communication												✓			
Generates its own renewable energy			✓												
Vibrant and dynamic				✓											
Adaptive to change		✓		✓											
Embraces smart and innovative technology				✓											
5.Creating and Sustaining Communities															
Enables the Welsh language to thrive												✓			
Appropriate development densities			✓												
Homes and jobs to meet society's	✓							✓	✓						

National Sustainable Placemaking Outcomes	SP1	SP2	SP3	SP4	SP5	SP6	SP7	SP8	SP9	SP10	SP11	SP12	SP13	SP14	SP15
needs															
A mix of uses	✓														
Offers cultural experiences					✓								✓	✓	
Community based facilities and services										✓		✓			

Blaenau Gwent Replacement Local Development Plan

Strategic Sites

The Works

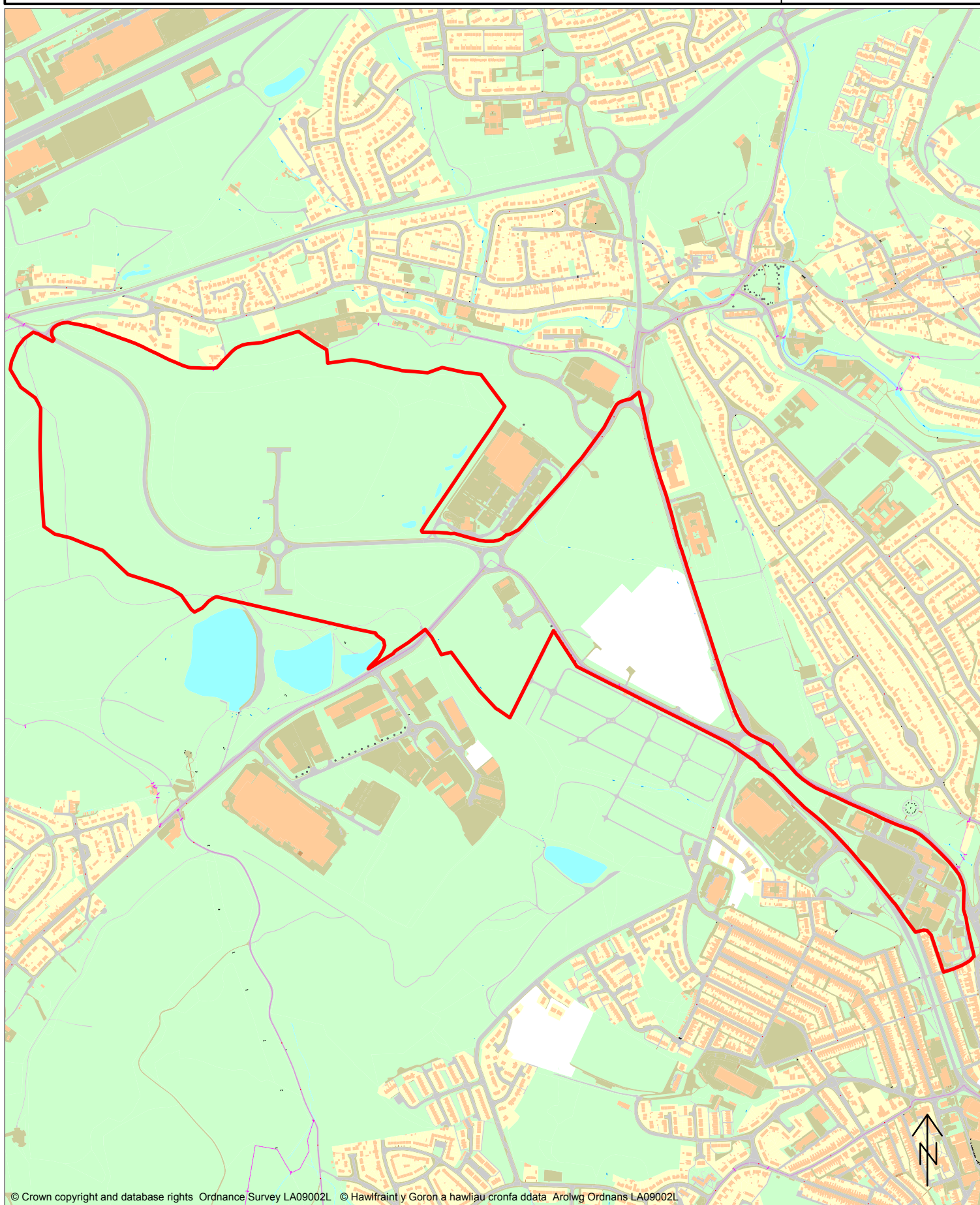


Scale :
1:10500

Blaenau Gwent Replacement Local Development Plan

Strategic Sites

Ebbw Vale Northern Corridor

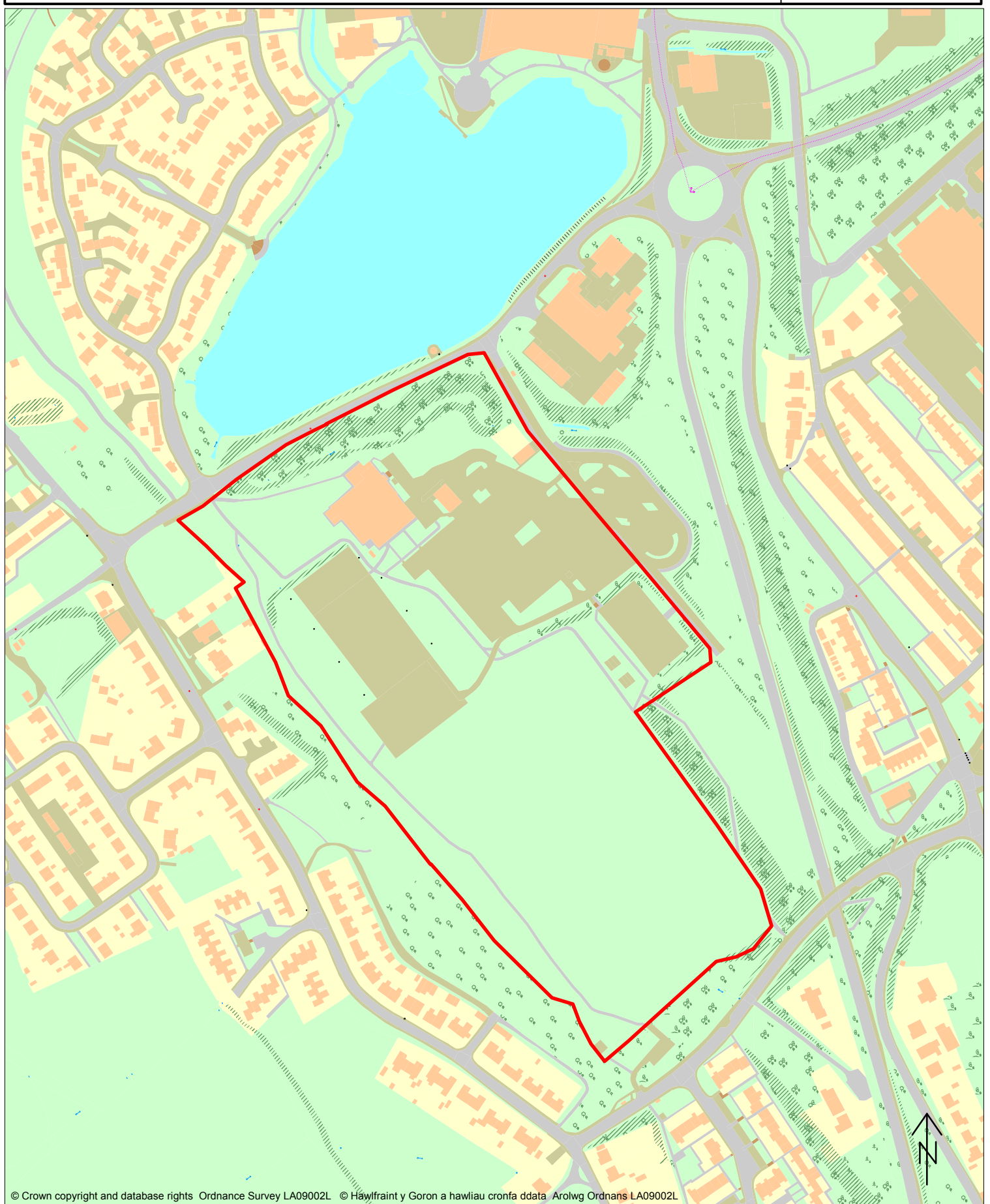


Scale :
1:3500

Blaenau Gwent Replacement Local Development Plan

Strategic Sites

Former Nantyglo Comprehensive School



Housing Supply Breakdown of Completions, Commitments, small and large windfall sites

Strategy Area	Settlement	Completions	Commitments	Windfall Large (10+)	Windfall Small (under 10)	Strategic Mixed Use Allocations	Non-Strategic Mixed use Allocations	TOTAL
Ebbw Fach	Tier 1: Ebbw Vale	28	425	83	141	675 (320*)	0	952 (+45)
Sirhowy Valley	Tier 2:Tredegar	31	55	53	67	0	217	423
Upper Ebbw Fawr	Tier 2:Brynmaur / Nantyglo/ Blaina	14	97	53	67	220	0	423 (+28)
Lower Ebbw Fach	Tier 2: Abertillery (incl Cwmtillery and Six Bells)	2	0	26	34	0	149	211
	Tier 3: Cwm and Aberbeeg / Brynithel / Llanhilleth Tier 4: Swfrydd Tier 5: Trefil, Pochin, and Bedwellty Pits	0	28	51	27	0	0	106
TOTAL		75	605	266	336	540	366	2,115 (+73)

**denotes the number that is expected to be delivered in the plan period*

Further information on completions, commitments and large and small windfall sites can be found in the Housing Supply supporting document

Glossary of Terms

Affordable Housing	Housing where there are secure mechanisms in place to ensure that it is accessible to those who cannot afford market housing, both on first occupation and for subsequent occupiers. Affordable housing may be broken down into two categories: <ul style="list-style-type: none"> • Social Rented Housing – consists of the stock provided by Councils and registered social landlords where rent levels have regard to the Welsh Government's guideline rents and benchmark rents • Intermediate Housing – covers housing provision where prices or rents are above those of social rented housing but below market housing prices or rents. This can include shared equity schemes. Intermediate housing differs from low cost market housing, which the Welsh Government does not consider to be affordable for the purpose of the land use planning system.
Biodiversity	The richness and variety of living things (plants, birds, animals, fish and insects etc.) that exist in a given area, and the habitats which support them.
Brownfield Land	See Previously Developed Land
Candidate Site	Land submitted to the Council, as part of a formal process, for consideration as a potential site that might contribute to future development needs of the County Borough.
Community Involvement Scheme (CIS)	The CIS identifies how the LPA intends to involve consultation bodies and the public in the preparation of the LDP. The CIS is submitted to the Welsh Government as part of the Delivery Agreement for its agreement.
Deposit	The term referring to the process of publishing the detailed LDP policies and proposals for public consultation. Placing the plan "on deposit".
Deposit LDP	The draft of the Local Development Plan which is submitted to the Welsh Government for public Examination
Development Plan	A document setting out the local planning authority's policies and proposals for the development and use of land and buildings in the authority's area.
District Centres	
Ecosystem Services	The multitude of resources and processes that are provided by natural ecosystems and utilised by humans. They include food and water provision, flood control, recreation and cultural benefits.
Equality Impact Assessment	The process of appraising the Plan to ensure its implementation will not discriminate against people who are categorised as being disadvantaged or vulnerable within society.
European Sites	These consist of Special Protection Areas (SPAs) and Special Areas of Conservation (SACs). All European sites are designated under European laws.

Green infrastructure	The network of multi-functional green space, encompassing both land and water (blue space). Areas included may be both new and existing, both rural and urban, which support the natural and ecological processes and deliver a wide range of environmental and quality of life benefits for local communities.
Greenfield sites	Land which has never been built on, typically grassland, farmland or heath.
Habitat Regulation Assessment	This assessment is a tool developed by the European Commission to help competent authorities (as defined in the Habitats Regulations) to carry out assessment to ensure that a project, plan or policy will not have an adverse effect on the integrity of any European Site see definition above).
Local Development Plan (LDP)	The required statutory development plan for each local planning authority area in Wales under Part 6 of the Planning and Compulsory Purchase Act 2004.
LDP Adoption	Final stage of LDP preparation process where the LDP becomes the Statutory Development Plan for the purposes of the Town and Country Planning Act 1990.
LDP Objectives	A set of overarching intentions that elaborate on the vision and that focus on the delivery of the Plan
LDP Delivery Agreement	A document comprising the Council's timetable for the preparation of the LDP, submitted to the Welsh Government for agreement.
Natural Resources	Materials that occur naturally that are useful to man. Includes minerals, timber, land, stone, ecosystems, etc.
Plan Period	The period of time a plan covers. The Blaenau Gwent Replacement Local Development Plan (LDP) covers the period up to 2033.
Preferred Strategy	A stage in the development plan document preparation process where the options for addressing key issues and meeting development requirements are identified and assessed and a chosen strategy to underpin the Plan is put forward.
Previously Developed Land	Land that is or was occupied by a permanent structure (excluding agricultural or forestry buildings) and associated fixed surface infrastructure. The curtilage of the development is included, as are defence buildings, and land used for mineral extraction and waste disposal where provision for restoration has not been made through development management procedures.
Public Consultation	A formal process in which individuals and organisations are invited to make representations on the RLDP.
Renewable Energy	Also known as 'Sustainable Energy' is the term used to cover those sources of energy, other than fossil fuel or nuclear fuel, which are continuously and sustainably available in our environment. This includes wind, water, solar, geothermal energy, and plant material often referred to as 'biomass'.
Scheduled Ancient Monument	Archaeological remains of national importance which have been given special status by the Welsh Government because they meet certain criteria.

Settlement Boundary	A settlement boundary is a planning tool which involves a theoretical line drawn on a map to identify the boundary to a settlement. Typically housing development is only permitted within this boundary and areas outside it are considered to be countryside.
Settlement Hierarchy	Settlements are classified within the hierarchy according to the population and level of services within the settlement. Some very small settlements with very limited or no services will fall outside the hierarchy and are defined as countryside.
Sites of Special Scientific Interest (SSSI)	A site identified under the Wildlife and Countryside Act 1981(as amended by the Countryside and Rights of Way Act 2000) as an area of special interest by reason of any of its flora, fauna, geological or physiographical features(basically, plants, animals, and natural features relating to the Earth's structure).
Spatial Options	The range of alternative broad geographical distributions of development required to accommodate the projected level of growth over the RLDP period.
Spatial Strategy	The broad geographical distribution of development to accommodate the projected level of growth over the LDP period.
Special Area of Conservation	A site designation specified in the Habitats Directive. Each site is designated for one or more of the habitats and species listed in the Directive. The Directive requires a management plan to be prepared and implemented for each SAC to ensure the favourable conservation status of the habitats or species for which it was designated. In combination with special protection areas (SPA), these sites contribute to the Natura 2000 network.
Special Landscape Area	A Local landscape designation that identifies areas of landscape importance within the County where special landscape policies will apply.
Strategic Environmental Assessment (SEA)	Generic term used internationally to describe environmental assessment as applied to policies, plans and programmes. The SEA Regulations require a formal "environmental assessment of certain plans and programmes, including those in the field of planning and land use". (see also sustainability appraisal)
Strategic Policy	Overarching policies that set the tone of the LDP and provide guiding principles that underpin the formation of detailed policies and future decision making.
Strategic Mixed Use Site	Sites that can accommodate 100 or more houses and that include a mix of uses
Supplementary Planning Guidance	Supporting policy and guidance that may cover a range of issues, both thematic and site specific and that serve to provide further detail of policies and proposals in a development plan.
Sustainability Appraisal	A tool for appraising policies to ensure they reflect sustainable development objectives (i.e. economic, environmental and social factors). Each LPA is required by S62(6) of the 2004 Act to undertake a sustainability appraisal of its LDP. This form of sustainability appraisal fully incorporates the requirements of the SEA Directive & Regulations.

Sustainable Development

Enhancing the economic, social and environmental well-being of people and communities, achieving a better quality of life for our own generations in ways which:

- promote social justice and equality of opportunity; and
- enhance the natural and cultural environment and respect its limits - using only our fair share of the earth's resources and sustaining our cultural legacy. Sustainable development is the process by which we reach the goal of sustainability.

This page is intentionally left blank

Agenda Item 10

Executive Committee and Council only

Date signed off by the Monitoring Officer: N/A

Date signed off by the Section 151 Officer: N/A

Committee: **Regeneration Scrutiny Committee**
Date of meeting: **14th November 2019**
Report Subject: **Cardiff Capital Region City Deal Performance Review 2018/19 Q4**
Portfolio Holder: **Cllr Nigel Daniels, Leader / Corporate Services**
Report Submitted by: **Michelle Morris, Managing Director
Ellie Fry, Head of Regeneration**

Reporting Pathway								
Directorate Management Team	Corporate Leadership Team	Portfolio Holder / Chair	Audit Committee	Democratic Services Committee	Scrutiny Committee	Executive Committee	Council	Other (please state)
13.08.19	03.09.19	09.09.19			14.11.19		12.12.19	

1. Purpose of the Report

- 1.1 To inform Scrutiny Committee of the performance of the Cardiff Capital Region City Deal (CCRCD) during 2018/19.
- 1.2 This report highlights areas of interest in the attached report which has been produced by the Cardiff Capital Region Programme Director and was presented to the CCR Cabinet in June 2019. This report summarises and highlights key programmes of work Blaenau Gwent (BG) are engaged in and are of interest to BG.

2. Background and Context

- 2.1 The report includes progress of the programme against key targets identified within the CCR Business Plan for 2018/19. Detail includes:
- 2.2 Highlights for BG include:
 - Metro and Metro+ - Transport for Wales (TfW) progress
 - Digital Strategy
 - Strategic Sites and Premises
 - Approval of the Investment Framework
 - Framework and principles agreed for SDP
 - Housing Catalyst Fund
 - Skills Program - Graduate Scheme (Pilot)
 - MIPIM 2020
- 2.3 In its meeting on the 10th June CCRCD Regional Cabinet discussed and agreed the Quarterly Performance Monitoring Report for Quarter 4 – attached at Appendix One.
- 2.4 **Budget Position 2018/19**
It is important to understand the overall budget position which relates to funding remaining available for City Region projects in the future. Regional Cabinet 2018/19 Annual Business Plan Quarter 4 summary indicates the

overall budget is as follows:

2.5 Wider Investment Fund Top-Slice (£742,500)

The final 2018/19 underspend against this budget amounts to -£571,493. The full value of any underspend is available to support the WIF Top-Slice in future years, subject always to observing the 3% cap (annual and cumulative) as approved by Regional Cabinet. The underspend consists of -£110,184 against the budget set aside for Regional Bodies and -£350,366 against the Programme Development & Support Budget (to support the 'Project Delivery Pipeline'). In addition, investment income totalling - £110,943 was received during the year in respect of unspent HMT revenue grant funding.

2.6 2018/19 Approved Project Budgets (£13,840,000)

Due to changes in the programme of work, there is slippage of £1,381,600 (or 10.1%) against the Compound Semi-Conductor Foundry approved capital budget. However, based on the revised programme, this amount is expected to be drawn down and fully utilised in 2019/20.

2.7 2018/19 In-Year Project Approvals

Given the current status of the Project Delivery Pipeline, Regional Cabinet has approved the slipping of this capital sum (£4.015M) forward, two years to financial year 2020/21, based on the projected out-turn positions at that time. This will ensure that funding is protected for investment in future projects.

**2.8 City Deal Programme Update
Metro and Metro Plus**

The Regional Transport Authority (RTA) will oversee progress of the Metro Plus scheme which has established the principle of a programme of activity complementing and enhancing the proposed Metro and Metro Central investments. The concept is currently being developed and rolled out with the governance, co-ordination and leadership support of the RTA. Blaenau Gwent Council is represented by the Executive Member – Regeneration.

2.9 Metro Plus (Phase 1) is a programme of 10 transport schemes which are part of the wider metro infrastructure. Metro Plus schemes are not individual projects, but a programme of enabling infrastructure, to stimulate economic growth and regeneration across the region, supporting the sustainable mobility of people, and improving the way people make their economic contribution.

2.10 The initial schemes that make up the programme are:-

- a) Pontypool and New Inn Park and Ride
- b) Severn Tunnel Junction Park and Ride
- c) Pyle Park and Ride
- d) Pentrebach Interchange
- e) Porth Transport Interchange
- f) **Abertillery Transport Hub**
- g) Caerphilly Interchange
- h) Barry Docks Interchange
- i) Cardiff East Bus Priority
- j) Newport to Cardiff Transport Priority

- 2.11 Transport for Wales (TfW) is currently preparing an Outline Business Case for improved frequency of services on the Ebbw Vale Rail Line including the Abertillery Transport Hub. Options included delivery of 2 trains per hour to both Ebbw Vale and Abertillery with the potential to link to routes to both Cardiff and Newport. The OBC is expected to be completed this Autumn.
- 2.12 In addition there has been progress made on the Low Emission Vehicle (LEV) studies and renewables as part of the integrated transport system. A bid for funding for electrical charge points across the Gwent local authorities has been successful and will enable BG to commence the installation of EV charging points.
- 2.13 **CCR Digital Strategy**
The CCR Digital Strategy continues to be developed for the CCR. However in the meantime the expected early funding submission to implement a Local Full Fibre Network (LFFN) involving BGCBC, MCC, NCC and TCBC has now been delayed pending a package being put together for improvement to the digital infrastructure across the 10 CCR local authorities.
- 2.14 **Strategic Sites and Premises**
An initial report has been put together to identify the significant gaps in the supply of 'Grade A' employment floor space across a wide range of property types in CCR. The report sets out a broad-based strategy covering the provision of new employment property. It seeks to highlight those property types and interventions which may have the greatest impact as part of a balanced portfolio of employment buildings. A meeting has been held with the consultants to better understand and reflect the opportunities in BG particularly leveraging benefits of development along the Heads of the Valleys. A final report is awaited from the City Deal office.
- 2.15 **Approval of the Investment Framework**
The Cardiff Capital Region City Deal is a £1.229bn investment over twenty years that is expected to create 25,000 new jobs, leverage an additional £4bn of investment in the region and provide a 5% Gross Value Added (GVA) uplift.
- 2.16 There are two components to the Deal – the £734m investment in the South Wales Metro and the £495m Wider Investment Fund (WIF). The delivery of the Metro programme is being overseen by Transport for Wales and the deployment of the WIF is the responsibility of Regional Cabinet and is available for the funding of high-potential projects in the region through its Investment and Intervention Framework.
- 2.17 A three-priority approach has been developed in partnership with the investor community to leverage maximum economic and social benefits from the £495 million WIF. The three priorities are:
- The *Innovation Priority*, worth £220 million, will look at proposals demonstrating unique intellectual property, market leadership and competitive strength. It will support propositions in targeted growth

sectors that have the greatest potential for direct economic return on investment through job creation and GVA increase.

- The *Infrastructure Priority*, worth £200 million, will focus on targeted co-investment and pooling of resources to deliver maximum impact through the delivery of new physical and digital infrastructure projects including roads, public transport, broadband, skills, sites or testbeds.
- The *Challenge Priority*, worth £75 million, will seek to stimulate the adoption of new products and solutions in South East Wales. It will look at growing new markets and welcomes proposals that emerge from competitive spaces where more than one organisation or individual might be equipped to deliver, in order to offer more flexibility and scope for experimentation.

2.18 The funding model aims to build a delivery pipeline with partners, within and beyond the Cardiff Capital Region, while focusing on the priorities outlined in the Industrial and Economic Plan, which was launched in February 2019 – attached at Appendix Two.

2.19 **Framework and principles agreed for SDP**

Agreement has been reached at the CCR Cabinet to prepare a Strategic Development Plan (SDP) for the region. The 10 local authorities are currently presenting reports to their respective Councils to seek formal approval. A report seeking this Council's approval will be presented to Council on 10th October.

2.20 **Housing Catalyst Fund**

2.21 The Residential Investment Research & Strategy Division at Savills have been commissioned by the Cardiff Capital Region City Deal to conduct a specific piece of research to help understand the most appropriate approach to any the Housing Catalyst Fund that will be aimed at unlocking sites and accelerating supply.

2.22 As part of their research work, Savills have engaged with Local Authorities, including Blaenau Gwent (via Housing Strategy, Regeneration Division) to understand current programmes of development and associated challenges within the local housing market.

2.23 A range of challenges were identified and communicated to the research team, including; land reclamation grant clawback and the reducing capital receipts as a result, the need for Social Housing Grant or other grant incentive to support scheme viability, poor local ground conditions and topography, satisfying Sec 106 requirements, possible increase in housing standards from WG (energy, dimensions) etc.

2.24 For Blaenau Gwent it was highlighted that the marginal viability of schemes due to the issues above could be mitigated by an investment fund and thus creating a more level playing field (with other more favourable/viable areas) for

quality development schemes.

- 2.25 Following the research exercise undertaking over the Summer, Savills were scheduled to present their findings and recommendations to the CCRCD in the Autumn (September) to inform the make-up/scope of the Housing Catalyst Fund.

2.26 Graduate Scheme (Pilot)

The initial pilot scheme will aim to deliver 50 graduate positions between April 2019 and March 2020 to businesses in the CCR through two key approaches:

- 1) The delivery of two cohorts of a graduate development scheme
- 2) Events to link students / graduates from key subject areas and employers from key sectors

The scheme offers free services to businesses and paid employment to graduates. We have engaged with local manufacturing and engineering businesses (linked to Aspire and on our data base). To date there has been some interest from businesses in participating in the scheme.

2.27 MIPIM 2020

The CCR Regional Business Council in conjunction with CCR City Deal Cabinet, has confirmed it will participate in International Property Event (Le marché international des professionnels de l'immobilier (MIPIM) 2020. This will ensure the presence of the region at a key international trade event raising the profile of the region and promoting investment opportunities.

2.28 Valleys Regional Park (VRP)

The CCR Cabinet has agreed with Welsh Government and relevant local authorities in the Swansea Bay City Deal that the development and implementation of the VRP will be hosted by Bridgend CBC, on behalf of all authorities, and with financial support from Welsh Government to fund the arrangements.

- 2.29 The VRP will be overseen by a Board of the Leaders from the partner authorities and supported by a Forum comprised of nominated officers also from those authorities, and other key stakeholders. All partner authorities will be asked to sign up to a legal agreement detailing these delivery and governance arrangements.

- 2.30 In 2018 Welsh Government announced a series of Valley Gateway Sites – Dare Valley Country Park (Rhondda Cynon Taff), Caerphilly Castle (Caerphilly), Cwmcarn Forest (Caerphilly), Blaenavon World Heritage Visitor Centre(Torfaen), Cyfarthfa Park (Merthyr Tydfil), Ynysangharad War Memorial Park(Rhondda Cynon Taff), Parc Bryn Bach (Blaenau Gwent CBC), Parc Slip Nature Reserve and Bryngarw Country Park (both Bridgend).

- 2.31 All sites were invited to submit proposals direct to Welsh Government for capital funding, outlining options for delivery against the ambition of the VRP prospectus. The outcome of this process was announced earlier in

September and Parc Bryn Bach has been awarded funding of £500,000 to develop facilities including a bunk house and adventure play area.

3. **Recommendations for Consideration**

That the content of the CCRCD report is noted and an Option applied.

3.1 **Option 1**

For Scrutiny Committee to consider the overall progress, and completion of the key targets for 2018/19 and accept the report;

3.2 **Option 2**

For Scrutiny Committee to consider the overall progress and make any comments on progress before the report goes to Council.

4. **Evidence of how this topic supports the achievement of the Corporate Plan / Statutory Responsibilities / Blaenau Gwent Well-being Plan**

- 4.1 The CCRCD is a key strategic initiative for the Council, which will assist in delivering the Corporate Plan in terms of job creation, housing and improved transport connections in addition, alongside nine other Local Authorities we are working to deliver a range of programmes to improve the connectivity, infrastructure and business governance of the region

5. **Implications**

- 5.1 There are no direct implications as part of this report

6. **Monitoring Arrangements**

- 6.1 The CCRCD Annual Business Plan 2019/20 will be monitored on a quarterly basis by the Regional Cabinet and six monthly reports will be presented to the Blaenau Gwent Scrutiny and Council meetings.

Background Documents /Electronic Links

- *Appendix One - CCRCD 2018/19 Quarter 4 Performance Report*
- *Appendix Two – CCR Industrial and Economic Plan*

18 FEBRUARY 2019

2018-19 ANNUAL BUSINESS PLAN - QUARTER 4 PERFORMANCE REPORT

REPORT OF CARDIFF CAPITAL REGION DIRECTOR

AGENDA ITEM: 6

Reason for this Report

1. To inform key stakeholders, principally, Regional Cabinet and also, Wales and UK Governments of the Quarter 4 reporting position against the 2018/19 City Deal Business Plan, thus discharging the reporting requirements of the Assurance Framework and providing a comprehensive overview of progress.
2. To provide regional Cabinet with an update of actual expenditure and projected full year out-turn as at Quarter 4 against the approved Wider Investment Fund budgets as set out in the Annual Business Plan for the financial year 2018/19.
3. To recommend that Regional Cabinet approve the Quarter 4 report, which has been seen and informed by Wales and UK Governments, in order for formal submission to government partners.
4. To note the continued changes to the format, structure and shape of the report, in order to provide a 'balanced scorecard' approach in order to provide a consistent, concise and coherent means of evaluating and monitoring performance and progress.

Background

5. Regional Cabinet approved its 2018/19 Annual Business Plan at its meeting on the 26th March 2018, which included details of the Wider Investments Fund budgets for that year. The report also provided an overview of the key work streams that would need to be progressed during the year.
6. At its meeting of the 18th June, Regional Cabinet received 2018/19 Work Programme, which provided details of the tasks and activities required in the coming year to address the requirements of the Joint Working Agreement and the Assurance Framework. That programme of work was accepted by Regional Cabinet as the Work Programme for the 18/19 financial year, and allowed the required resources to be identified and for progress to be monitored by the Regional Cabinet.
7. That Work Programme also forms the basis of the Quarterly Performance Monitoring Reports which are issued to the UK and Welsh Governments. Changes have been made to the structure, format and shape of the Performance report in order to:

- Situate plans, actions and priorities in the context of the targets that City Deal is required to deliver against;
 - Reduce extraneous information volume; place a clearer emphasis on delivery and provide a one page overview of headline issues and progress;
 - Provide a high-level account of strategy and 'direction of travel' alongside assurance on matters relating to Finance, Risk and Assurance;
 - Set out the key priority areas and activities guiding key interventions under the headings of Programme Delivery; Partnerships; Communications & Reach; Influence & Engagement and required Actions; and,
 - Demonstrate strength in the pillars underpinning delivery of City Deal around Culture, Capacity and Leadership.
8. In September 2018, the ten point plan to evolve the City Deal, in the light of new challenges and opportunities, was implemented. In the intervening seven to eight months, huge strides forward have been made in 2018/19, the most notable of which include:
- The undertaking of comprehensive **sectoral analysis** by Prof Max Munday at Cardiff University, which has established a clear evidence base, knowledge of key sectoral strengths and priorities and potential for comparative advantage. Coupled with this has been success in securing two KESS PhD studentships to develop the CCR data competency and dashboard facility and two MSc Data Science students who will join the team for the summer to work on specific projects;
 - The first city region in UK Government's City Deal Cohort 2 participants to have a full and agreed **Locality Evaluation Framework** in place. We have also received our first (of three) Baseline Report from National Evaluation Panel, Consortium Lead, which will inform the Gateway Review process in 2021.
 - Industry-led leadership of CCR's first **Economic and Industrial Growth Plan** which sets out priority sectors for intervention, signals the importance of inclusive economic growth and commits to growing eco-systems and industrial scale clusters. The Plan was launched in three locations (Caerphilly, London and Cannes) to a diverse audience of investors, businesses, public bodies, community organisations and academic institutions
 - The development of the **Investment and Intervention Framework** in close collaboration with the Regional Economic Growth Partnership in order to complete the Assurance Framework; establish three funds for priority intervention (Innovation, Infrastructure and Challenge) and set out the way in which City Deal intends to do business through the principles of 'evergreen', co-investment and challenge-led approaches
 - Extending **reach and influence** – developing closer links with Innovate UK through co-investment; UKRI Board through membership of the WG Science Advisory Council, links with the Royal Society and the Wales Government's London Office; the UK2070 Commission and, stepping up substantially social media reach and press reports, marketing activity and creating the CCR brand and reaching new audiences and investors through keynote addresses at scores of conferences, events and networks
 - **Accelerating delivery:** successful notification of SIPF ph 1 for the Compound Semiconductor Cluster; development of medical tools and diagnostics bid for Wave

2 SIPF; development and launch of CCR Graduate Scheme, approval of the case for Metro Plus and the energy, skills and digital model to support it (Low Vehicle Emissions, on-site renewables and Electric Vehicle Infrastructure). Two successful SBRI bids and three successful Govtech bids as well as the initial procurement work on a Housing Catalyst Fund. CCR has also received successful notification via WEFO for its first stage submission under the Institutional Capacity Call for a Public Services Testbed

- **Progress against targets:** with the first investment made by City Deal in the CSC Foundry, 60 new high-skill jobs have been created and recruited to, with a further 55 in progress in the CSA Catapult Centre. According to the UK Competitive Index 2019, Cardiff Capital Region is the second most improved region in competitiveness terms and ONS figures published on workplace analysis through the Annual Population Survey (April 2019) shows there are now c700,000 jobs in the Cardiff Capital Region.
- Establishing the **City Deal Office** with a new base in Tredomen, agreement of a new fit for purpose resourcing plan and the development of expertise, resources and assets across multiple partners, collaborations and networks
- **Strengthening the back office** – City Deal budget is on target; performance monitoring is consistently demonstrating key points of progress; the local evaluation framework is agreed; the Annual Governance Statement is in place as well as a comprehensive Risk Register and regular reports and updates are made to government colleagues and partners
- **Withstanding key governance tests** - City Deal has committed to developing a Strategic Development Plan – a first regional land use framework – reported to Regional Cabinet on 10 June 2019.
- **Internationalisation** – a good deal of focus has been spent on building the brand and developing a profile through engagement in shaping Wave 3 of Ser Cymru, launching the Industrial Growth Plan at Wales in London Week and participating in MIPIM 2019. Added to this are the developing links with the South West of England and membership of GW4
- **Building a region** – City Deal as seen against the backdrop of new challenges and tests takes on a greater significance. Beyond delivering a funding programme, developments such as Brexit and the loss of EU funding means that City Deal is our key means through which to build a sustainable, resilient and more self-reliant future for the region. In this respect, City Deal has started to carve out new principles and ways of working (co-investment, evergreen and challenge led investment) the practice for which is being sought after and replicated by others. CCR officers are in knowledge transfer discussions with several other City Deals ongoing across all parts of the UK.

9. It should be further noted that these changes and the furtherance of the above outcomes has now been embedded as part of the new Annual Business Plan for 2019/20 and reporting requirements will therefore be aligned with this consolidated approach from April 1st 2019. The detail ordinarily contained within this report is now set out in the attached appendices:

- Appendix 1: CCR City Deal Quarter 4 Performance 'Balanced Scorecard'
- Appendix 2: CCR City Deal Quarter 4 detailed Work Programme Update
- Appendix 3: AGS Quarter 4 Update (containing the Risk Log)
- Appendix 4: Internal Audit Action Plan
- Appendix 5: Wider Investment Funds Budget Quarter 4 Update

- Appendix 6: Wellbeing of Future Generations Assessment

Legal Implications

10. The report sets out the Quarter 4 performance and is submitted to Regional Cabinet for consideration pursuant to the reporting requirements within the Cardiff Capital Region City Deal Assurance Framework. As regards individual projects referred to in the Work Programme, then legal advice on those projects will be reflected in the relevant reports as and when such matters are reported to Regional Cabinet.

Wellbeing of Future Generations

11. In developing the Plan and in considering its endorsement regard should be had, amongst other matters, to:
 - (a) the Welsh Language (Wales) Measure 2011 and the Welsh Language Standards,
 - (b) Public sector duties under the Equalities Act 2010 (including specific Welsh public sector duties). Pursuant to these legal duties Councils must in making decisions have due regard to the need to (1) eliminate unlawful discrimination, (2) advance equality of opportunity and (3) foster good relations on the basis of protected characteristics. Protected characteristics are : a. Age; b. Gender reassignment; c. Sex; d. Race – including ethnic or national origin, colour or nationality; e. Disability; f. Pregnancy and maternity; g. Marriage and civil partnership; h. Sexual orientation; i. Religion or belief – including lack of belief and
 - (c) the Well Being of Future Generations (Wales) Act 2015. The Well-Being of Future Generations (Wales) Act 2015 ('the Act') is about improving the social, economic, environmental and cultural well-being of Wales. The Act places a 'well-being duty' on public bodies aimed at achieving 7 national well-being goals for Wales - a Wales that is prosperous, resilient, healthier, more equal, has cohesive communities, a vibrant culture and thriving Welsh language and is globally responsible. In discharging their respective duties under the Act, each public body listed in the Act (which includes the Councils comprising the CCRCD) must set and published wellbeing objectives. These objectives will show how each public body will work to achieve the vision for Wales set out in the national wellbeing goals. When exercising its functions, the Regional Cabinet should consider how the proposed decision will contribute towards meeting the wellbeing objectives set by each Council and in so doing achieve the national wellbeing goals.
12. The wellbeing duty also requires the Councils to act in accordance with a 'sustainable development principle'. This principle requires the Councils to act in a way which seeks to ensure that the needs of the present are met without compromising the ability of future generations to meet their own needs. Put simply, this means that Regional Cabinet must take account of the impact of their decisions on people living their lives in Wales in the future. In doing so, Regional Cabinet must:
 - Look to the long term
 - Focus on prevention by understanding the root causes of problems
 - Deliver an integrated approach to achieving the 7 national well-being goals
 - Work in collaboration with others to find shared sustainable solutions
 - Involve people from all sections of the community in the decisions which affect them.

13. Regional Cabinet must be satisfied that the proposed decision accords with the principles above. To assist Regional Cabinet to consider the duties under the Act in respect of the decision sought, an assessment has been undertaken, which is attached at appendix 6.

Financial Implications

14. Regional Cabinet approved its 2018/19 Annual Business Plan and the associated budgets at its meeting of the 26th March 2018. Appendix 5 provides an update as at Quarter 4, which in summary indicates:

Wider Investment Fund Top-Slice (£742,500)

15. The final 2018/19 underspend against this budget amounts to -£571,493. The full value of any underspend is available to support the WIF Top-Slice in future years, subject always to observing the 3% cap (annual and cumulative) as approved by Regional Cabinet.
16. The underspend consists of -£110,184 against the budget set aside for Regional Bodies and -£350,366 against the Programme Development & Support Budget (to support the 'Project Delivery Pipeline'. In addition, investment income totalling -£110,943 was received during the year in respect of unspent HMT revenue grant funding.

2018/19 Approved Project Budgets (£13,840,000)

17. Due to changes in the project's programme of work, there is slippage of £1,381,600 (or 10.1%) against the CSC Foundry Ltd's approved capital budget. Based on the revised programme, this amount is expected to be drawn down and fully utilised in 2019/20.

2018/19 In-Year Project Approvals

18. The 2018/19 Annual Business Plan contained uncommitted revenue and capital resources of £1.000 million and £4.015 million respectively. These resources were put in place to provide Regional Cabinet with a level of flexibility to approve additional sums during the year in the event that In-Principle and/or emerging projects found themselves in a position to be allocated approved project funding during 2018/19.
19. On 17th December 2018, Regional Cabinet approved the CCR Graduate Scheme with an indicative 2018/19 budget requirement of £31,450 to be funded from the revenue resources set aside in the 2018/19 Business Plan. As at the 31st March 2019, £7,034 had been spent against this budget, with the remaining £24,416 being carried forward to fund costs which will now be incurred in 2019/20. There were no other revenue resource commitments identified during 2018/19.
20. As outlined in previous monitoring reports, no in-year capital resource requirements have been identified during 2018/19. Given the current status of the Project Delivery Pipeline, Regional Cabinet at its meeting of the 18th February approved the slipping of this capital sum (£4.015M) forward, two years to financial year 2020/21, based on the projected out-turn positions at that time. It is normal practice to include projections (at

a point in time) within future year budgets, which are then subsequently updated to reflect the final out-turn position, once this has been established.

21. Regional Cabinet should note that the 2019/20 Annual Business Plan (ABP) incorporates the positions outlined above, to the extent these impact on budgets incorporated within the ABP. It is normal practice to include projections (at a point in time) within future year budgets, which are then subsequently updated to reflect the final out-turn position, once this has been established. Any material changes will be reported to Regional Cabinet as part of the regular budget monitoring reports.

RECOMMENDATIONS

22. It is recommended that the Cardiff Capital Region Joint Cabinet:
 1. Note the overall progress at Quarter 4 2018/19, including the budget position reported at Appendix 5 and approve that where relevant, the 2019/20 Annual Business Plan budgets will be prepared on the basis of the projections reported at this time
 2. Consider and if deemed acceptable, approve the Quarter 4 performance report
 3. Authorise the Director of the Cardiff Capital Region City Deal to formally submit the Quarter 4 performance report, including supporting information to both UK and Welsh Governments, and other stakeholders as required, on behalf of the Regional Cabinet.

Kellie Beirne

Director, Cardiff Capital Region City Deal

10 June 2019

Appendix 1	CCR City Deal Quarter 4 Performance 'Balanced Scorecard'
Appendix 2	CCR City Deal Quarter 4 detailed Work Programme Update
Appendix 3	AGS Quarter 4 Update (containing the Risk Log)
Appendix 4	Internal Audit Action Plan
Appendix 5	Wider Investment Funds Budget Quarter 4 Update
Appendix 6	Wellbeing of Future Generations Assessment

CCR CITY DEAL QUARTER 4 PERFORMANCE – MAY/JUNE 2019

GOOD GROWTH SUPPORTING & DELIVERING 5% GVA UPLIFT, 25K NEW JOBS & £4BN LEVERAGE

KEY ACTIVITIES	STRATEGY & DIRECTION		FINANCE & ASSURANCE		
	<ul style="list-style-type: none">CCR competitiveness analysis producedIndustrial and Economic Growth Plan launched and publishedX4 reports commissioned and underway to inform long-term energy planning around sustainable transport (Metro Plus)Written/verbal evidence given to EIS Committee on RSPs in March 19Draft final version of the Intervention and Investment framework produced and awaiting decision (June 2019)Work nearing completion (May 2019) on Skills for Future, Strategic Sites and Premises and Digital Framework & procurement of Housing FundStrength in Places – phase 2 ‘seed’ approval notifiedWork commissioned to inform a Clean Growth mission for CCRFramework and governance arrangements for SDP agreed in principleCCR response to WG proposals for creation of Joint Transport Authorities		<ul style="list-style-type: none">Three meetings held of CCR City Deal Overview and Scrutiny meeting now held and external training session delivered, with an agreed annual work plan in placeInvestment and Intervention enhancements to governance suggested by Investment Framework (establishment of Investment Panel and refreshed Programme/ CEX Board) underwayWork on the Investment Fund to be translated into a supplemental and business friendly Assurance Framework by Local Partnership – underway with Metro Plus SOP as first test caseWork on Metro Plus ‘Common Assessment Framework’ underwayProduction of consolidated Statement of Accounts underwayFinancial reporting for Q4 – posted and on budgetOutturn report – awaiting approval (June 2019) and containing comprehensive Annual Governance Statement and updated Risk LogAgreed Local Evaluation Framework for SQW ‘one year out’ report to inform Gateway Review – awaiting formal approval (June 2019)2019/20 Cabinet and Partnerships planner produced and operational		
	PROGRAMME PIPELINE & DELIVERY	PARTNERSHIPS	COMMUNICATIONS, MARKETING & REACH	INFLUENCE & ENGAGEMENT	ACTIONS PENDING
	<ul style="list-style-type: none">Draft project pipeline in development to underpin Investment frameworkStrategic Outline Programme approved for Metro Plus – programme management underway and all relevant supporting studies commissionedGraduate scheme operational with staff appointed and all promotional material underwayProcurement of Housing Catalyst Fund underwayBusiness case production for Strength in Places CS Cluster bid underway with economic analysis commissioned for submission in Sept 2019Work underway on Strength in Places 2 for CCR bid on Medical Tools and DiagnosticsCSA Catapult co-located with CSC Foundry May’19 with 5 year business plan and budget in placeOutline submission to WEFO ‘Building Institutional Capacity’ for Public Services TestbedLFFN submission revisions pending with agreement to work with WG on a regional schemeInterest expressed on £400m EV scheme, transport SBRI & 2 successful SBRI for Bridgend (energy) and Monmouthshire (food security)Torfaen successful Govtech bid addition to MonmouthshireScheme proposal CS Cluster received	<p>Regional Economic Growth Partnership:</p> <ul style="list-style-type: none">Regional Industrial Plan launched in Caerphilly, London and CannesFormation of Investment PanelSecured PhD studentships to inform data insight & foresightCommitment for bi-annual reports secured from Board of UKRIAssistance to Swansea Bay CDSecured speaking slot at CBI Spring eventInstitutional Investor meetings lined upDinner with Ian Campbell and IUK – co-investment and delivery <p>Regional Business Council:</p> <ul style="list-style-type: none">Sectoral groups now establishedCommunications plan establishedPost MIPIM event planned for 1 MayNew member appointment processRoundtable event with BSABusiness Plan prepared and awaiting approval – June 2019 <p>Regional Skills Partnership</p> <ul style="list-style-type: none">Q2 performance report approvedScheme developments on STEM & hard to reach young people underwayStakeholder workshops held and evidence to EIS CommitteePlanning for a youth regional forum <p>RTA:</p> <ul style="list-style-type: none">SOP approved for Metro PlusResponse to JTA consultation	<ul style="list-style-type: none">Press: Coverage has increased significantly, from 7 pieces in Q3 to 46 in Q4. Direct coverage by CCR has quintupled from Q3-Q4Website: Website has received more traffic – 2,000 clicks up on Q3Website: Overall page views has increased by 10,000 from Q3-Q4Website: Biggest news story: 50m Metro Plus PlansSocial Media: 13% increase in followers; number of posts from CCR City Deal account has tripled, & there are more frequent posts (328% increase)Social Media: More engagement, which has quintupled and was over 10K in Q4Website: 4803 overall visitors & page views 18869Twitter: 2565 followersTwitter: 346.9k impressionsTwitter engagement: 10,773City Deal featured in top 20 Women in Business and Wales’ most influential women (Western Mail)MIPIM coverage report appended to MIPIM Report	<ul style="list-style-type: none">CCRCDD keynote speeches/ inputs to:<ul style="list-style-type: none">Various keynotes and panel contributions at MIPIM 2019Science Advisory Council for WalesUKRI Meeting with Cardiff University and Rebecca EndeanCS ConnectedRoyal Society events on net zero carbon and 2.4% R&D targetStudy trip Belfast 2019 – invite receivedInnovation Point Board, Caerphilly CBC & Monmouthshire CCNational Infrastructure CommissionCommitment from UKRI Board members to provide bi-annual updates from UKRO direct to REGPRepresentation on Regional Investment Panel, Valleys Taskforce, Foundational Economy Advisory GroupSelected to run Wales event on UK Commission 2070Request for City Deal to take on lead responsibility for Valleys Taskforce Regional Park programme	<ul style="list-style-type: none">Operationalise Innovation and Investment framework with all related governance enhancementsCCR MIPIM Launch 2020Compete all outstanding commissions to further the delivery programme – skills, energy, digital and housing and sites and premisesComprehensive proposals pending on SIPF 1 & 2 Compound semi-conductors and medical tools and diagnosticsRespond to formal SharedClarify position on topslice of Wider Investment Fund for resource and capacity investment – proposal now awaitedClarify position on treatment of leverage in the Gateway Review and target revisionFocus work of s151 group on making progress with wider fiscal programme and measures - NNDRProduction of Investment Prospectus now in train along with Investment Guidance and ManualLaunch CCR Energy MissionLaunch CCR Foundational Economy Challenge
	CULTURE, CAPACITY & LEADERSHIP				
<ul style="list-style-type: none">PhD KES studentships to commence in May 2019Additional support secured for expert programme managementPrince2 Training for all City Deal Office staffChallenge prize training – delivered		<ul style="list-style-type: none">Knowledge development: KTN and bi-weekly team briefingsCCRCDD role in assessing current round of SBRI Accelerator bidsCCRCDD Director appointed to Chief Scientific Adviser’s Panel Wales			

Cardiff Capital Region City Deal Work Programme 2018-19
Evolving our City Deal – Areas to Shape Emerging Regional Plan and Approach

(1) DATA RICH – EVALUATION READY

To address the issue of low levels of data insight and foresight and to ensure we have a robust baseline from which track progress and key advancements	Q1	Q2	Q3	Q4
<ul style="list-style-type: none"> Commission sectoral analysis and an overview of competitiveness as regional and place level 		Work underway	First report due in Dec 2019	Final report received and embedded into Economic and Industrial Growth Plan
<ul style="list-style-type: none"> Commission work on a data dashboard to provide a portal that brings together and makes sense of data sources that are relevant to tracking and telling the story of the region 			Commissioned and due in Q2-3 2019/20	Underway and expected in Q2 2019/20
<ul style="list-style-type: none"> Adopt the National Evaluation Framework and work with SQW to develop the local evaluation frameworks, logic models and plans to inform the work needed for the Gateway review 		Report approved by Cabinet in Sept 2018		Local Evaluation Framework fully agreed – awaiting cabinet approval
<ul style="list-style-type: none"> Action in conjunction with SQW, the first set of stakeholder surveys and interview to inform the work needed for the Gateway Review 		Preparation work underway	Phase 1 to be completed	Completed
<ul style="list-style-type: none"> Secure investment through the KES Studentship scheme for PhD student to join the City Deal Office to inform and develop data capacity and competency 			Secured with start date of April/ May 2019	

To address the issue of low levels of data insight and foresight and to ensure we have a robust baseline from which track progress and key advancements	Q1	Q2	Q3	Q4
<ul style="list-style-type: none"> Complete the work commenced by Data Cymru on the Regional Skills database 			Completed	Now being amalgamated with sectoral analysis work

(2) SETTING OUR STALL OUT – REGIONAL INDUSTRIAL STRATEGY / PLAN

To set out our core competitive strengths and have a key means of engaging with the WG Economic Action Plan and the UK Industrial Strategy	Q1	Q2	Q3	Q4
<ul style="list-style-type: none"> Develop context to the JWA five year business plan 			Draft complete	Cabinet approval in Feb '19 launched in Caerphilly, London and Cannes
<ul style="list-style-type: none"> Set out core competitive and sectoral strengths and demonstrate synergies with Four Grand Challenges & priorities featuring in the Economic Action Plan 			As above	As above
<ul style="list-style-type: none"> Work with Welsh and UK Government to respond to the Local Industrial Strategy guidance and provide the first Industrial Strategy in Wales 			Opportunity set out in Cabinet Report Dec 2018	Agreement reached with WG to produce single economic framework for region
<ul style="list-style-type: none"> Demonstrate increased number of submissions into the Industrial Strategy Challenge Fund 			Submissions made to: Energy Revolution	Notification of successful phase 1

			SIPF Stations of Future	SIPF for CS Connected. Final submission underway. Second submission into SIPF 2 underway for Medical Tools
<ul style="list-style-type: none"> Convert the core elements of the Industrial Strategy/ Plan into a CCR Investment Prospectus and to be ready for MIPIM in March 2019 				1 st draft

(3) DELIVERY PIPELINE 'ECO-SYSTEM'

To develop the tools needed to enact robust assessment and decision-making in line with our key targets (GVA, jobs and leverage) and to monitor delivery against current work streams and projects	Q1	Q2	Q3	Q4
<ul style="list-style-type: none"> Develop an integrated project pipeline document to be monitored and assessed by Regional Cabinet and informed by the REGP by end of 2018/19 			Work has commenced	To be completed in line with IIF
<ul style="list-style-type: none"> Develop and bring forward for approval by UK Govt, Wales Govt and CCR Cabinet, a new Investment and Intervention Framework and the establishment of three sub-funds to establish the criteria and evaluation tools for investment decision-making 			Work has commenced and Local Partnerships commissioned	Awaiting cabinet approval
<ul style="list-style-type: none"> Once approved, launch the three funds in early 2019 – Regional Infrastructure Fund, Challenge Fund and Innovation Investment Fund 				Q1 & 2 2019/20
<ul style="list-style-type: none"> Preparation of the Annual Business Plan for 2019/20 				Completed & approved in Feb '19

KEY PROGRAMMES (lifted from Annual Business Plan)				
Regional Skills Partnership <ul style="list-style-type: none"> Redesign LSKIP to become CCR Employment and Skills Board Plan delivery of WG contractual requirements Develop a CCR Employability Plan Skills for the Future <ul style="list-style-type: none"> To produce the Outline Business Case To produce a full business case by August 2018 To initiate phase 1 delivery Connecting the Region <ul style="list-style-type: none"> RTA Meetings to take place quarterly with progress reports to Joint Cabinet Finalise consultation on Regional Transport Plan Secure agreement of all 10 Councils for Regional Transport Strategy RTA to oversee development of Metro Plus scheme To prepare a programme business case for Metro Central in Cardiff Central Square and Business District Digital <ul style="list-style-type: none"> Secure project development support to design proposals for regional digital infrastructure 			Reg Skills Partnership – now to be Transferred to NCC, Skills lead	CITB secondment in place
			Q1 submitted and feedback received	As above
				Underway under auspices of RSP
			Re-worked bus case underway. Nesta commissioned. Graduate scheme for approval to Regional Cabinet Dec '18	Prog of quick wins underway Graduate Scheme approved and operational Nesta report due in Q1 2019/20
			Complete	Metro Plus SOP approved Feb '19 Cabinet and scheme development underway. Update pending Metro Central
			Underway	

<ul style="list-style-type: none"> • Prepare a development plan business case for digital infrastructure OBC • To report to Regional Cabinet to progress • Sign up to Open Data Licence <p>Housing Investment Fund</p> <ul style="list-style-type: none"> • Secure project development support to enable design and development of proposal • To prepare and develop business case • To report to regional Cabinet on progress in forming a Fund and comply with Assurance Framework to secure investment alongside WG <p>Strategic Sites and Premises</p> <ul style="list-style-type: none"> • Identify agreed list of strategic sites • Prioritise into short/med/long terms opportunities with WG • Explore sources of investment and report findings • Explore potential for a Regional Development Fund supported by WG and City Deal • Establish a strategic property register • Identify sources of investment for sites and premises redevelopment and development <p>Visitor Economy</p> <ul style="list-style-type: none"> • Produce regional visitor economy plan and for Regional Cabinet agreement • Review constitution of Destination Management Group • Identify and secure opportunities for delivery against the Plan • WG resources and City Deal resources to be aligned for delivery in CCR <p>Energy</p>			<p>Underway OBC in draft and consultation day with EGP 12.12 Completed</p> <p>Business case underway with Dev Bank</p> <p>Phase work identified key sites and premises agreed with WG. Phase 2 work commissioned Work handed over to City Deal office</p> <p>Draft Plan produced Update to Regional Cabinet in Dec 2019</p>	<p>Revision work to Digital framework underway – contained in ABP 2019/20</p> <p>Discussion commenced with WG re: regional infrastructure plan and trunk road opportunity</p> <p>Procurement advert devised – report to Cabinet Q1 2019/20</p> <p>Interim report on Phase 2 work due in May 2019</p> <p>Site list and data visualisation to be complete</p> <p>To be completed. Interim report is ready</p>
--	--	--	---	---

<ul style="list-style-type: none"> Identify regional investment opportunities in key renewable energy schemes, industrial energy management and manufacturing technologies Identify and secure potential resources Regional sustainable energy plan <p>Urban Renewal</p> <ul style="list-style-type: none"> Develop proposals that revitalise town centres and urban locations Identify all sources of funding to enhance centres and towns and opportunities for job creation and secure TRI <p>Innovation & Entrepreneurial Activity</p> <ul style="list-style-type: none"> Support meetings of RBC and report recommendations to regional Cabinet and investment support for proposals Secure project development support for the Technology Venture Capital Fund and secure investment support and decision through partners and Assurance Framework Report progress on National Software Academy and development of National Cyber Academy Public Services testbed to be rolled out and developed Support and develop internationally renowned CSC Cluster Support CSC Foundry Ltd and development of Foundry 			<p>Local Partnerships pro bono input Stations of Future submitted X two Energy Revolution schemes secured</p> <p>TRI proposals secured Bi-monthly TRI meetings</p> <p>MIPIM report supported 09.18 Superseded by Investment Framework Not relevant at this time</p> <p>SIPF bid submitted</p>	<p>Energy workshops held March and April 2019. Clean Growth mission work underway – as per ABP 2019/20</p> <p>2018/19 TRI schemes underway with 90% spend on target</p> <p>Ongoing. Tech fund incorporated into IIF</p> <p>EOI to be submitted to WEFO</p> <p>SIPF – notification and seed award secured</p>
---	--	--	---	--

(4) CONSOLIDATED & EFFECTIVE 'GOOD GOVERNANCE'				
To establish a streamlined effective 'good governance' that utilises the full range of talents, skills and assets available to City Deal	Q1	Q2	Q3	Q4
<ul style="list-style-type: none"> Develop the detailed 'Evaluation Criteria, Methodology and Weightings' along with a range of 'practical, user-friendly guidance notes' which support the Assurance Framework that demonstrates we are open for business and the way in which that business will be conducted 			Under-way	Awaiting approval
<ul style="list-style-type: none"> Re-visit the number, variety, composition and frequency of the plethora of groups, partnerships and fora developed to support City Deal and streamline, consolidate and schedule into an appropriate and supportive governance network by end of Quarter 4 				Incomplete – ABP 2019/20
<ul style="list-style-type: none"> Transfer the 'host' authority status for the Regional Skills Partnership to lead body, Newport City Council 			Transition period in effect	Complete
<ul style="list-style-type: none"> Put in place arrangements for transitioning Lead Authority responsibility for CSC Foundry Ltd during 2019/20, including meeting all statutory requirements. 				Underway
<ul style="list-style-type: none"> Develop and monitor a concise and coherent Risk Register and complete work around City Deal wider Risk Environment 			Actioned	Risk register in place and shared with WAO
<ul style="list-style-type: none"> Develop and implement a comprehensive Annual Governance Statement 			Actioned	Actioned and 2018/19 update pending
<ul style="list-style-type: none"> Quarterly Financial Monitoring Reports to Regional Cabinet, Welsh Government and UK Government 			Actioned	Actioned
<ul style="list-style-type: none"> Develop a new Future Generations/ Sustainability Assessment to demonstrate that all decisions are foregrounded in FG considerations 			Actioned	

<ul style="list-style-type: none"> Actively contribute to and develop presence and profile at UK Govt Steering Group Meetings, Pan-UK Implementation Panel and all relevant cross-government partnerships 			Actioned	Actioned
--	--	--	----------	----------

(5) DEVELOP CITY DEAL INFLUENCE, PROFILE & VISIBILITY

To establish the profile and visibility of the City Deal and City Region with key decision-makers, investment sources and the people and organisations who can help grow our high potential ideas	Q1	Q2	Q3	Q4
---	----	----	----	----

<ul style="list-style-type: none"> Address full range of external partnerships, events, investment community and others to develop understanding of the purpose and profile of CCR 		City Deal input at 5 events	City Deal inputs to 20 events	15 events supported and attended
<ul style="list-style-type: none"> Develop relationship with UKRI and Innovate UK through direct interaction, University-led partnerships and input into key policy and strategy development 			CCRCD on GW4 Partnership	Support for Royal Society events and CSA Panel
<ul style="list-style-type: none"> Further develop relationship with WG and regional working structures and strategies 			Director appointed to CSA Council	Appointment to Reg Inv Panel
<ul style="list-style-type: none"> Develop role of REGP as industrial figure-heads supporting CCR and CCRCD 			REGP lead on Industrial Plan, data & investment framework	Invite to support Swansea
<ul style="list-style-type: none"> Obtain a seat for CCRCD at UKRI level by 2021 			ongoing	On-going

(6) CREATE 'OFFICE OF CITY DEAL'

Develop a professional, efficient and sufficiently resourced City Deal Office capable of driving and delivering step change in the region		Q1	Q2	Q3	Q4
<ul style="list-style-type: none">Define and make a case for the capability and capacity needed to underpin delivery with a Resourcing Plan bringing forward for decision in January 2019			Early thinking developed	Restructure & Resourcing Plan approved and recruitment underway	
<ul style="list-style-type: none">Develop branding and marketing required to establish the City Deal core identity and brand and value proposition			Prototype designs established	Plans on track in Readiness for MIPIM 2019 and all branding in place	
<ul style="list-style-type: none">Establish a new CDO presence at the Innovation and Technology Centre in Tredomen with a clear 'front of house' provision			CDO move date 10 Dec	Complete	
<ul style="list-style-type: none">Launch the new City Deal website			Completed	Complete	
<ul style="list-style-type: none">Develop a comprehensive Communications plan and set targets for reach, profile and sentiment assessment			Draft developed	ongoing	
<ul style="list-style-type: none">Develop a targeted social media campaign				Ongoing – significantly improved results reported in Q4	

(7) REFOCUS ROLE OF INDUSTRY & ENHANCE LOCAL LEADERSHIP

To demonstrate City Deal is enabled and overseen by strong local leadership alongside strong and vibrant industrial leadership	Q1	Q2	Q3	Q4
• Develop a challenge-led approach which focuses on Regional Cabinet's approach and commitment to understanding and solving big problems in region			Part of Investment Framework - underway	Part of Investment Framework – awaiting approval
• Develop the 'good growth' proposition and articulate ambitions for growth that is sustainable and inclusive			Part of Comms Plan - underway	Embedded in strapline & dedicated post and role
• Work with Regional Business Council to establish the 2018/19 Business Plan to articulate their priorities and key activities to engage and involve the business community			For decision Dec 2018	Underway – Q1 2019/20
• Support the increasing profile and growing programme of work of the Regional Economic Growth Partnership			Industrial Plan, data and investment framework	Underway – plan for 2019/20 produced
• Develop and submit proposal to WEFO for building Institutional Capacity – Public Services testbed			underway	Completed

(8) CHALLENGE FOCUSSED & MISSION-LED

Growing our ability to secure investment on a competitive basis	Q1	Q2	Q3	Q4
• Develop a challenge-fund to align with UKRI and UKIS 4 Grand Challenges			Underway as part of investment	Draft produced and Challenge Prize Centre

			framework work	training delivered. Discussion with WG re: collective challenge prize on Foundational Economy
• Secure co-investment commitments from Innovate UK and WG			Proposal paper to be developed by InnovateUK	In principle agreements
• Document learning from successful SBRI and GovTech work				Commenced through SBRI Accelerator
• Engage with work of Nesta's Challenge Prize Centre			Contact established	Completed
• Develop competency around Open Data and Open Data-led projects and propositions through the Digital OBC work				Commenced through SBRI Accelerator
• Secure UKRI resources in 5 major investment programmes in 2019/20				ongoing

(9) INTERNATIONALISM & COMPETITIVE ADVANTAGE

To grow the global reach and profile of CCR and CCRCD and develop and market our comparative advantage	Q1	Q2	Q3	Q4
• Produce Investment prospectus by March 2019 for MIPIM that promotes both the region's liveability and investability				Draft produced

<ul style="list-style-type: none"> Promote region at MIPIM 2019 and work with Dept for IT to promote regionally significant scale projects and propositions in its Prospectus and take-up Panel opportunities 			Contact established and drafts in development	Complete
<ul style="list-style-type: none"> Support and sponsor Wales Week in London 2019 			Confirmed	Launch event successful in for 28 Feb & at Cannes in March 2019
<ul style="list-style-type: none"> Develop links with the Vanguard and Manumix and the wealth of Knowledge Transfer Partnerships & programmes, bringing global great practice into the region 			KTN participation with Innovate UK	Underway through WG Innovation
<ul style="list-style-type: none"> Promote our commitment to sustainable development through more targeted activity with public purpose organisations – Bcorps, Co-ops and employee-owned organisations and through a commitment to the Circular Economy 			Yet to progress	ABP 2019/20

(10) TOWARDS A MORE SELF-RELIANT CARDIFF CAPITAL REGION

To develop City Deal alongside other means and mechanisms for reducing dependency and increasing regional economic self-reliance	Q1	Q2	Q3	Q4
<ul style="list-style-type: none"> Develop a plan to systematically explore, test and implement full range of fiscal powers and incentives – NNDR, Tax Increment Financing, Retail and Institutional Investment etc 			Yet to progress	Meeting sought with HMT and TIF Law Company
<ul style="list-style-type: none"> Develop, approve and implement Investment and Intervention Framework in order to target approach to investment leverage 			Underway	Awaiting approval
<ul style="list-style-type: none"> Identify the appropriate junctures at which to explore and develop the opportunities that currently sit outside of City Deal in order to begin bringing about greater coherence and clarity to the areas in which there is agreement to act as a region 			Progress with Regional Skills	Agreement in principle on SDP process

			Partnership and SDP	and governance
<ul style="list-style-type: none"> Develop inter-regional links and connections and identify areas in which collaboration to enhance competition will best serve CCR 			Input into Severnside Summit	Informing recent discussion on sub-regional brand and leadership

Appendix 3: AGS Action Plan – Quarter 4 Update

Table 1 below outlines the baseline position that was included in the audited version of the 2017/18 Statement of Accounts. As part of the preparation of the Annual Governance Statement (AGS), twenty assurance statements were assessed as demonstrating a strong, moderate or limited level of assurance (shown as red, amber and green respectively). Table 1 shows the distribution of ratings assigned to the twenty assurance statements, and outlines agreed actions required.

Table 1: Baseline Position (2017/18 Audited Statement of Accounts)

	Assurance Statement	Suggested Action	Responsible Officer/s	Review Period	Mechanism for Review
	Statements: 4, 5, 6, 7, 8, 9, 10, 11, 12, 13, 15, 16, 17, 18, 19, 20	Periodic review of Good Practice Assurance Statements undertaken during the year.	Programme Director, s151 Officer, Monitoring Officer & CEXs	6 monthly	Half-year review of AGS
1	Codes of conduct exist and are effectively communicated	Clarity needed on the applicability of Policies and Procedures outside of those explicitly outlined in the JWA The need to correctly document the employment arrangements in place is paramount. HR (Accountable Body) to advise, with any non-compliance escalated to CEXs via Programme Director	Programme Director with advice from Accountable Body	Quarterly	Progress against action monitored and reported on a quarterly basis
2	We ensure compliance with all relevant laws, regulations and internal policies	Need to remind City Deal partnering authorities of the Governance Protocol approved by the Joint Committee in relation to the decision making framework	Programme Director / CEXs	Quarterly	Progress against action monitored and reported on a quarterly basis
3	We are committed to openness and acting in the public interest	It is recognised that the arrangements for Welsh Language need to be more visible and therefore, need to be strengthened.	Programme Director with advice from Accountable Body	Quarterly	Progress against action monitored and reported on a quarterly basis
14	We have mechanisms to review the effectiveness of our framework for identifying and managing risks	Programme Director to lead on putting in place the appropriate arrangements in respect of Strategic Risk Management	Programme Director	Quarterly	Progress against action monitored and reported on a quarterly basis

Table 2 tracks quarterly updates against the baseline position through the financial year 2018/19, with progress being reported to Regional Cabinet as part of the Quarterly Performance Reports.

Table 2: AGS Action Plan Progress Overview Table - Qtr 4 RAG assessment

Assurance Statement		Q1	Q2	Q3	Q4
1	We have and effectively communicate codes of conduct to define standards of behaviour for members and staff, and we have policies for dealing with whistleblowing and conflicts of interest.				
2	We ensure: a) Compliance with relevant laws and regulations, b) Compliance with internal policies and procedures, and c) that expenditure is lawful.				OA
3	We are committed to openness and acting in the public interest.				OA
4	We have established clear channels of communication with all sections of the community and other stakeholders, ensuring accountability and encouraging open consultation.				OA
5	We have developed and communicated a vision, which specifies intended outcomes for citizens and service users, which is used as a basis for planning.				
6	We have translated the vision into courses of action for our function, its partnerships and collaborations.				OA
7	We have mechanisms in place to review the effectiveness of the decision-making framework, including delegation arrangements, decision-making in partnerships, information provided to decision makers and robustness of data quality.				OA
8	We measure the performance of services and related projects and ensure that they are delivered in accordance with defined outcomes and that they represent the best use of resources and value for money.				
9	We have defined and documented the roles and responsibilities of members and management, with clear protocols for effective communication in respect of the authority and partnership arrangements.				
10	Our financial management arrangements conform to all relevant legislative and best practice requirements.				
11	We have effective arrangements in place to discharge the monitoring officer function.				
12	We have effective arrangements in place to discharge the head of paid service function.				
13	We provide relevant induction training and have mechanisms in place to identify the development needs of members and senior officers in relation to their strategic roles, supported by appropriate training.				
14	We have mechanisms to review the effectiveness of our framework for identifying and managing risks and performance and for demonstrating clear accountability.				OA
15	We ensure effective counter fraud and anti-corruption arrangements are developed and maintained.				
16	We have an effective scrutiny function in place.				
17	Our internal audit assurance arrangements conform to Public Sector Internal Audit standards and relevant best practice.				
18	We have arrangements in place for the delivery of the core functions of an audit committee.				
19	We provide timely support, information and responses to external auditors and properly consider audit findings and recommendations.				
20	We incorporate good governance arrangements in our partnerships and other joint working arrangements.				

OA – Outstanding Actions. Following the completion of a Status Review during Quarter 3, these assurance statements were identified as having actions identified, either to improve or to maintain the level of assurance provided.

Performance monitoring conducted at Quarter 4 indicated that of the twenty assurance statements, 17 were rated 'green', whilst 3 remained at an 'amber' rating.

There are 6 Actions ongoing where work towards achieving a higher level of assurance is being undertaken. These actions relate to the 'amber' statements outlined above, as well as a number of 'green' statements, in order to maintain and enhance the level of assurance provided. The position is summarised in below.

Updates on Agreed Actions – Qtr 4

Assurance Statement 2 – Amber rating	
<i>Statement</i>	<i>We need to ensure compliance with all relevant laws, regulations and internal policies.</i>
<i>Agreed action</i>	Need to remind City Deal partnering authorities of the Governance Protocol approved by the Joint Committee in relation to the decision making framework.
Update Qtr 4	<p>Cabinet briefing and meeting dates for 2019/20 are agreed and in place.</p> <p>However, further work required on developing the Regional Cabinet 'Forward Plan' and communicating this to relevant officers and stakeholders to ensure that draft reports are developed and circulated for advice and comment in a timely manner, allowing sufficient time for officer consideration and input. Therefore, the rating remains amber at this time.</p>

Assurance Statement 3 – Green rating	
<i>Statement</i>	<i>We are committed to openness and acting in the public interest.</i>
<i>Agreed action</i>	It is recognised that the arrangements for Welsh Language need to be more visible and therefore, need to be strengthened.
Update Qtr 4	<p>Cabinet agendas and minutes are produced in Welsh as standard and all other reports and items are available in Welsh upon request. This protocol is applied to all policies, strategies, plans and consultation papers etc. as mandated by regulation.</p> <p>Policies and procedures will be constantly updated to reflect the latest guidance and to ensure there is clarity regarding the services that are available in Welsh and accessibility is clearly visible to all.</p> <p>The action in respect of the 'Register of Members Interests' is now complete and the relevant link is included under each Cabinet Member's profile within the City Deal website.</p> <p>Regional Cabinet meetings are not held in fixed locations and it is our aim to hold meetings in a variety of locations</p>

	and venues across the region in order to maximise accessibility and opportunity across the region's geography.
--	---

Assurance Statement 4 – Green rating	
<i>Statement</i>	<i>We have established clear channels of communication with all sections of the community and other stakeholders, ensuring accountability and encouraging open consultation.</i>
Status review	<p>Clear channels of communication have been established with the community and other stakeholders, however, it is recognised that further work is required to build on this position and respond to any feedback that is received.</p> <ol style="list-style-type: none"> 1. A key channel of communication employed by the Cardiff Capital Region is its dedicated website. This is in the process of being relaunched to improve accessibility and navigation to ensure that the required information can be found quickly. 2. Work ongoing to develop further the working relationships and understanding with the Skills Partnership Board and the Regional Business Council.
Update Qtr 4	<p>Website relaunched to improve accessibility and navigation and to assist with information being located quickly. New Marketing & Communications post (once in place) will undertake an audit of the new website to assess the impact of the changes made to to-date.</p> <p>Develop further the working relationships and understanding with the Skills Partnership Board and the Regional Business Council.</p>

Assurance Statement 6 – Green rating	
<i>Statement</i>	<i>We have translated the vision into courses of action for our function, its partnerships and collaborations.</i>
Status review	<p>Approval of the Joint Working Agreement (JWA) 5 year Strategic Business Plan and Annual Business Plans translates the Cardiff Capital Region's vision into tangible actions. However, to assist with monitoring actual progress against these plans, the need to introduce a mechanism for establishing and monitoring Key Performance Indicators (KPIs) has been identified.</p> <p>As a minimum these KPIs will need capture progress against the key criteria such as:</p> <ol style="list-style-type: none"> (i) £4bn of private sector leverage; (ii) creation of 25,000 jobs;

	<p>(iii) 5% uplift in GVA in the region.</p> <ol style="list-style-type: none"> 1. Consideration will be given to the introduction of KPIs as part of the 2019/20 Annual Business Plan approval process. 2. Work is now being progressed on developing the Evaluation Framework, including application of the HMT five-case business model. This work will need to recognise that a sense of proportionality is required, and that the Councils may opt for an alternative approach for smaller projects. Whilst the five-case approach may be appropriate for certain projects, it does not naturally lend itself to all projects.
Update Q4	<p>Approved 5 year JWA Business Plan is in place with the 2019/20 Annual Business Plan being approved by Regional Cabinet during Qtr 4.</p> <p>Work is being progressed on developing the Investment & Intervention Framework and associated Toolkit, including application of the HMT five-case business model. This work will need to recognise that a range of approaches will need to be developed that are ‘proportional’ to the value, complexity, timescales etc. of the proposal being evaluated.</p> <p>Furthermore, whilst the five-case approach naturally lend itself to typical infrastructure projects, the work outlined above will also need to consider business case development approaches for non-infrastructure type projects e.g. those coming forward under the Challenge Fund.</p>

Assurance Statement 7 – Green rating	
<i>Statement</i>	<i>We have mechanisms in place to review the effectiveness of the decision making framework, including delegation arrangements, decision-making in partnerships, information provided to decision makers and robustness of data quality.</i>
Status review	<p>The Joint Working Agreement (JWA) contains the appropriate mechanisms to review the effectiveness of the decision making framework.</p> <ol style="list-style-type: none"> 1. The 2019/20 Work Programme includes an action in respect of delegation arrangements. 2. Work is being progressed to establish a series of measures on the economic and social make-up and performance of the region, as well as a baseline against which future performance can be assessed. This sectoral analysis data will inform the Gateway Review process and facilitate more effective decision making, through a better understanding of the region’s strengths, and the opportunities which exist to

	make strategic interventions that are likely to have the greatest impact. The first draft of the sectoral analysis report was received in January 2019.
Update Qtr 4	<p>The 2019/20 Work Programme will be monitored in respect of the 'delegation arrangements' action.</p> <p>First 'State of the Region' report is due w/c 01/04/2019. The report will bring together the sectoral analysis work undertaken during the second half of 2018/19 and inform the economic baseline against which future performance can be measured and assessed. This will be key to inform decision making going forward.</p> <p>REGP to formally consider the report during Qtr 1 2019/20. It will be important to ensure continuity of this workstream and provide regular update reports going forward. Bid submitted to KESS for PHD student support to assist with continuing this work over the medium term.</p>

Assurance Statement 14 – Amber rating	
<i>Statement</i>	<i>We have mechanisms to review the effectiveness of our framework for identifying and managing Risks.</i>
<i>Agreed action</i>	Programme Director to lead on putting in place the appropriate arrangements in respect of Strategic Risk Management.
Update Qtr 4	<p>A 'Risk Register' has been in place since the latter part of 2018/19 and work now needed to develop the wider Risk Management Strategy, including an assessment of the risk environment, appetite, monitoring and escalation processes.</p> <p>The Programme Director is in the process of implementing the City Deal Office restructure approved by Cabinet. Once in place, this will provide additional capacity and allow the next stage of the Risk Management Strategy to be developed through-out 2019/2020.</p> <p>In preparation for the above, the Programme Director is engendering a risk / performance culture to ensure risks are managed effectively and reported accordingly. This will be achieved through regular performance /risk management reviews taking into account the Investment & Intervention Framework and wider strategic risks that the City Deal programme of delivery may be exposed to.</p>

Appendix 4 - Internal Audit Action Plan: Quarter 4 Update

1. Cardiff Council's Internal Audit Service is responsible for providing internal audit services to the Cardiff Capital Region City Deal, through a Service Level Agreement (SLA) with the Accountable Body. To enable the Internal Audit Service to fulfil its role, a 5 year 'rolling' audit plan has been prepared covering the period from 2018-19 to 2022-23 and sets out the proposed work required each year, to secure appropriate levels of assurance.
2. The first audit of the 5 year plan covered governance, transparency and the effectiveness of decision making and was undertaken at the beginning of the current financial year (2018/19). The final report was issued in July 2018.
3. In summary, the key findings largely mirror the conclusions reached as part of the AGS process outlined above. The audit report's Recommendations, Risk Rating, Management Response and Agreed Actions have been captured as a separate Action Plan and a detailed update was provided as part of the Quarter 1 Performance Report.
4. At Quarter 4, three of the four actions have been completed and the position is summarised below:

R1. Development of a Risk Management Policy and Strategy – In progress.

Strategic Risk Register now in place which captures details of the 9 Strategic Risks along with current controls and further management actions clearly documented.

The Cardiff Capital Region relies on the policies, strategies and processes of the Accountable Body, however, work completed on preparing the Risk Register has identified the need to develop the wider Risk Management Strategy, including an assessment of the risk environment, appetite, monitoring and escalation processes.

The Programme Director is in the process of implementing the City Deal Office restructure approved by Cabinet. Once in place, this will provide additional capacity and allow the next stage of the Risk Management Strategy to be developed through-out 2019/2020.

In preparation for the above, the Programme Director is engendering a risk / performance culture to ensure risks are managed effectively and reported accordingly. This will be achieved through regular performance /risk management reviews taking into account the Investment & Intervention Framework and wider strategic risks that the City Deal programme of delivery may be exposed to.

R2. Establishment of a Joint Scrutiny Committee – Complete. Three Joint Scrutiny meetings have now taken place and a Work Programme has also been developed.

R3. Establish and maintain a register of declared interests – [Complete](#). A link has been added to the Cardiff Capital Region's website directing the user to the 'declarations of interest forms' home website for each Cabinet Member.

In addition, every Cabinet meeting has an agenda item reminding members of the need to declare any interests, with any such declarations being added to the minutes and decision register for those meetings.

R4. Training to be provided on new Contract Standing Orders and Procurement Rules – [Complete](#). There will be an ongoing review of training requirements for current and new staff throughout the year.

Appendix 5 - Wider Investment Fund Budget – Quarter 4 Update

1. The 2018/19 Wider Investment Fund (WIF) Annual Business Plan approved a programme of expenditure as detailed in Table 1 below, along with the proposed funding priority.

Table 1: 2018/19 Approved WIF Expenditure & Funding

	£'000
<u>Indicative Programme Expenditure</u>	
Wider Investment Fund Top Slice	742.5
Approved Projects	13,840.0
In Year Revenue Project resources	1,000.0
In Year Capital Project resources	4,015.0
Total Investment	19,597.5
<u>Funded by</u>	
HMT Contribution (Revenue)	-1,892.5
HMT Contribution (Capital)	0.0
Total HMT Contribution	-1,892.5
Council Contribution	-17,705.0
Temp Borrowing 'Cost of Carry'	0
Total Funding	-19,597.5

2. The WIF Top-Slice revenue budget is set at £742,500 and supports the work of the Regional Bodies. In addition, the budget includes amounts in respect of Programme Development & Support.
3. Regular updates have been provided to Regional Cabinet throughout the year via the Quarterly Performance reporting mechanism. As at Quarter 3 there was a projected under-spend of £286,123. Details of agreed budgets and final expenditure for 2018/19 are shown in Table 2.

Table 2. 2018/19 WIF 3% Top-Slice – Quarter 4 Update

	2018/19 Budget £	2018/19 Outturn £	2018/19 Variance £
<u>Regional Bodies</u>			
Regional Transport Authority	52,193	46,020	-6,173
Regional Skills Partnership	102,193	65,169	-37,024
Regional Economic Growth Partnership	70,000	19,316	-50,684
Regional Business Council	50,000	33,697	-16,303
Sub-total	274,386	164,202	-110,184
<u>Programme Development & Support</u>			
-			
<u>In-Principle Projects</u>			
Digital Strategy	130,000	81,958	-48,042
Metro Plus	0	1,634	1,634
Housing Investment Fund	100,000	2,388	-97,612
-			
Programme Dev' & Support (Un-allocated)	238,114	31,768	-206,346
Sub-total	468,114	117,748	-350,366
Investment Income	0	-110,943	-110,943
Total	742,500	171,007	-571,493

Regional Bodies: (-£110,184)

4. The Regional Bodies element of the WIF Top-Slice budget amounts to £274,386 and includes sums set aside to advance the work of the Regional Transport Authority, the Regional Skills Partnership (RSP), the Regional Economic Growth Partnership (REGP) and the Regional Business Council (RBC).
5. There are 2 FTE posts funded from these budgets (1 FTE each relating to the Regional Transport Authority (underspend £4,522) and the Regional Skills Partnership (underspend £715). These underspends are mainly due to a delay in recruitment to the Regional Transport Authority post.
6. As part of the RSP budget, £50,000 was allocated to Strategy Development. £13,446 of this budget has been used to fund the work of NESTA to inform the next steps of the Skills for the Future business case.
7. In terms of the REGP budget, expenditure to date includes the commissioning of external support to establish a 'Sectoral Analysis' for the region. This data will provide a baseline against which future performance can be measured and assessed, as well as supporting the Gateway Review process. Put simply, the data will facilitate more effective decision making, through a better understanding of the region's strengths and the opportunities which exist to make strategic interventions which are likely to have the greatest impact. This work is partly complete, with £15,000 spent in 2018/19 and the balance of the commission (£15,000) will be met from the 2019/20 allocation.

8. The RBC's Annual Business Plan was approved by Regional Cabinet at its meeting of the 17th December 2018. The expenditure for the year consists of the RBC's contribution (£33,697) to the City Deal's presence at MIPIM in March 2019, resulting in an underspend of -£16,303 against the approved budget.

Programme Development & Support Budget: (-£350,366)

9. A total budget of £468,114 was approved across Programme Development & Support and is allocated between projects that had secured an 'In-Principle' approval (£230,00) and with the balance (£238,114) being available to support emerging projects and initiatives during the year.
10. Work is ongoing on the Digital Strategy project with total spend in 2018/19 of £81,958. Of this, £79,000 was spent on business case development costs and the remaining budget will be carried forward to contribute towards further work planned for 2019/20. The £100,000 allocation approved in respect of the Housing Fund project was largely not utilised in 2018/19 and the balance will be available in 2019/20 to continue the work.
11. With regard to in year emerging projects and initiatives, a budget of £29,172 was approved to support a part-time secondment to lead the work on data analytics, economic forecasts and sectoral assessments. The actual cost for this support amounted to £31,768 in 2018/19.

Investment Income: (-£110,943)

12. In line with the Accountable Body's approved treasury management strategy for City Deal, balances held in respect of unspent HMT revenue funding has been invested, with net interest received during the year amounting to -£110,943.

Qtr 4 WIF Top-Slice Summary

13. In summary, a total of £117,748 was spent against the £468,114 budget approved for Programme Development & Support (including In-Principle projects), resulting in an under-spend of -£350,366. Once the under-spend on Regional Bodies is factored in, coupled with the unbudgeted investment income of -£110,943, the total net underspend for the year amounts to -£571,493.
14. As set in previous reports, the underspend reflects the reduced level of activity which has taken place during the due to the transition to the City Deal Office (restructure) and the development of the Investment & Intervention Framework, which is due to be considered by Regional Cabinet at their June meeting.
15. The full value of this underspend is available to support the WIF Top-Slice in future years, subject always to observing any caps approved by Regional Cabinet from time to time and compliance with grant funding terms and conditions.

2018/19 Approved Project Budgets

16. The 2018/19 Annual Business Plan approval included budgets in respect of Year 2 costs relating to the Compound Semi-Conductor Foundry Site project. These were budgeted at £13.84 million, consisting of both project related expenditure and the ongoing cost of servicing the Special Purpose Vehicle (Project Delivery & Implementation budget). An update against these budgets is outlined in Table 3 below.

Table 3: 2018/19 Approved Project Budgets

	2018/19 Budget £'000	2018/19 Outturn £'000	2018/19 Variance £'000
CSC Foundry Site Funding	13,690	12,308	-1,382
CSC Project Delivery & Implementation	150	150	0
Total	13,840	12,458	-1,382

17. At 31st March 2019, the majority (90.0%) of the budget has been released to Monmouthshire County Council as Lead Authority for the Compound Semi-Conductor Foundry project based on the arrangements contained within the project funding letter and the supporting legal documentation. These documents provide a maximum cap on the level of City Deal funding that can be made available to the project. The balance of £1.38 million represents budget slippage to financial year 2019/20.

2018/19 In Year Revenue and Capital Project Approvals

18. The 2018-19 Annual Business Plan contained additional revenue (£1.000 million) and capital (£4.015 million) resources which were made available to provide Regional Cabinet with a level of flexibility to approve sums during the year. This could be in respect of In-Principle and/or emerging projects that come forward as part of the Cardiff Capital Region's 'delivery pipeline' and also meet the requirements of the Assurance Framework.
19. Regional Cabinet were advised at Quarter 3, given the development of Investment & Intervention Framework referred to above, it was unlikely that any new commitments would crystallise in 2018/19, over and the approved Graduate Pilot Scheme. Table 4 outlines the position in respect of In-Year Approvals.

Table 4: 2018/19 In-Year Project Approvals

	Budget £'000	Qtr 4 Outturn £'000	Variance £'000
<u>In Year (Revenue) Project Resources</u>			
Graduate Pilot Scheme	31	7	-24
Unallocated	969	0	-969
Total Revenue Resources	1,000	7	-993
In Year (Capital) Project Resources	4,015	0	-4,015

20. The Graduate Pilot Scheme was approved by Regional Cabinet at its meeting on 17th December 2018 and has incurred costs of £7,034 during 2018/19. Costs relate to some initial staffing resources and the setup of a bespoke website and are less than the £31,450 that had been estimated. Any unspent budget will be made available in 2019/20 to ensure the pilot scheme is fully resourced as set-out in the cabinet report.

Future Generations Assessment






Name of the Officer completing the evaluation: Kellie Beirne Phone no: 07826 9219286 E-mail: kellie.beirne@cardiff.gov.uk	Please give a brief description of the aims of the proposal Setting out substantive performance and progress against the approved annual business plan for 2018/19.
Proposal: Quarter 4 Performance	Date Future Generations Evaluation form completed: 28 May 2019

1. **Does your proposal deliver any of the well-being goals below?** Please explain the impact (positive and negative) you expect, together with suggestions of how to mitigate negative impacts or better contribute to the goal.

Well Being Goal	Does the proposal contribute to this goal? Describe the positive and negative impacts.	What actions have been/will be taken to mitigate any negative impacts or better contribute to positive impacts?
A prosperous Wales Efficient use of resources, skilled, educated people, generates wealth, provides jobs	Assessing progress with City Deal and the targets set around GVA, jobs and leverage – is our key means of securing greater prosperity. Reporting progress in this way contributes to a growing sense of self awareness.	Proposals to improve progress against each of the projects currently in progress – are set out in the report. This report does not seek to simply report progress – but to address the actions needed to drive it.
A resilient Wales Maintain and enhance biodiversity and ecosystems that support resilience and can adapt to change (e.g. climate change)	References to submissions around the 'Energy Revolution' challenge fund are described in the report. Also recent submissions around EV and work to underpin the roll out of LEV. In addition, the development of the Metro Plus scheme is critical to embodying resilience and sustainability.	This activity will be driven up in future. In addition as physical infrastructure schemes enter delivery – more comprehensive assessments will need to be carried out in full.

Well Being Goal	Does the proposal contribute to this goal? Describe the positive and negative impacts.	What actions have been/will be taken to mitigate any negative impacts or better contribute to positive impacts?
A healthier Wales People's physical and mental wellbeing is maximized and health impacts are understood	A number of the interventions in train – Skills, Housing and Transport improvements seek to make a contribution to the way the region 'works', how it promotes opportunity and unlocks potential	
A Wales of cohesive communities Communities are attractive, viable, safe and well connected	The place-shaping component of our City Deal is set out in the report	A greater contribution will be made to this by the aforementioned data capability, sectoral analysis and place assessments.
A globally responsible Wales Taking account of impact on global well-being when considering local social, economic and environmental wellbeing	Attending MIPIM, Wales in London week and CS Mantech to promote the CCR will see us play a stronger part in developing the economic wellbeing of our region and country, thus impacting social and community objectives. It will help make our country feel more connected and outward looking.	Develop the legacy impact of the event, sustaining new connections, sharing great practice and potentially securing propositions and deals that support economic growth.
A Wales of vibrant culture and thriving Welsh language Culture, heritage and Welsh language are promoted and protected. People are encouraged to do sport, art and recreation	Our City Deal is uniquely Welsh – but pitches towards being world leading in areas of competitive strength. This enables a strong reflection on our rich culture and heritage.	
A more equal Wales People can fulfil their potential no matter what their background or circumstances	City Deal is about delivering as far as possible across 10 LAs and a population of 1.5m people. It is about economic gains – but importantly how this will convert as tools for improving people's lives. Some of the specific interventions around skills and housing – will seek to make a more direct contribution to equity of access and equal opportunity for all. New role around Inclusive Growth will make a contribution to this as well as work to support the Foundational Economy.	The new Investment Framework is underpinned by criteria that focuses on economic inclusion – seeking to achieve shared prosperity and the spread of benefits across the region.

2. How has your proposal embedded and prioritized the sustainable governance principles in its development?

Sustainable Development Principle	Does your proposal demonstrate you have met this principle? If yes, describe how. If not explain why.	Are there any additional actions to be taken to mitigate any negative impacts or better contribute to positive impacts?
 <p>Long Term</p> <p>Balancing short term need with long term and planning for the future</p>	The report describes performance in the round. It sets out short-term interventions and balances these against the long-term delivery of major programmes.	The plan has been iterated to reflect a more co-ordinated format. This is now followed up in the production of the Annual Business Plan 2019/20.
 <p>Collaboration</p> <p>Working together with other partners to deliver objectives</p>	A cornerstone of our process is the strength of partnership working. An update on governance is set out in the report.	
 <p>Involvement</p> <p>Involving those with an interest and seeking their views</p>	Communications and engagement remain a feature of our work.	More needs to be done to develop engagement platforms – beyond formal partnerships – to reach communities, hard to reach groups and those who currently have a limited understanding of City Deal. Improving social media, web presence and marketing materials will increasingly make a contribution to this.
 <p>Prevention</p> <p>Putting resources into preventing problems occurring or getting worse</p>	This is set out in the REGP work on the developing Regional Economic and Industrial Plan.	This will be an increasing focus of scheme and programme delivery.
 <p>Integration</p> <p>Considering impact on all wellbeing goals together and on other bodies</p>	City Deal seeks to make a contribution on place and to improving the life chances of people in the region.	

3. Are your proposals going to affect any people or groups of people with protected characteristics? Please explain the impact, the evidence you have used and any action you are taking below.

Protected Characteristics	Describe any positive impacts your proposal has on the protected characteristic	Describe any negative impacts your proposal has on the protected characteristic	What has been/will be done to mitigate any negative impacts or better contribute to positive impacts?
Age	The report is an overview of performance in all of the relevant aspects of projects, partnership, governance and investment. The protected characteristic assessments related to specific proposals will need to be drawn out in the relevant business cases and proposal documents.	None arising at this time.	As plans develop and unfold as discrete activities requiring decisions – impacts will be comprehensively assessed. As with this and all the categories below, as work continues on data development and data analysis, we will glean better insights into our employment base and working demographic profiles.
Disability	As above	As above	
Gender reassignment	As above	As above	
Marriage or civil partnership	As above	As above	
Pregnancy or maternity	As above		
Race	As above		
Religion or Belief	As above		

Protected Characteristics	Describe any positive impacts your proposal has on the protected characteristic	Describe any negative impacts your proposal has on the protected characteristic	What has been/will be done to mitigate any negative impacts or better contribute to positive impacts?
Sex	As above		.
Sexual Orientation	As above		
Welsh Language	As above	Not at this time but the situation will be kept under review.	

4. Safeguarding & Corporate Parenting. Are your proposals going to affect either of these responsibilities?

	Describe any positive impacts your proposal has on safeguarding and corporate parenting	Describe any negative impacts your proposal has on safeguarding and corporate parenting	What will you do/ have you done to mitigate any negative impacts or better contribute to positive impacts?
Safeguarding	Not directly relevant –however, building the future economy should have a profoundly positive impact on ability to safeguard the future of our residents		
Corporate Parenting	Not directly relevant – however building strength in the economy should create opportunities for all of the young people entrusted in our care		

5. What evidence and data has informed the development of your proposal?

- Evidence and input contributed by theme leads
- Outcomes of assessments such as audit reports
- Delivery against targets set out in individual business cases/ approved project documentation

6. SUMMARY: As a result of completing this form, what are the main positive and negative impacts of your proposal, how have they informed/changed the development of the proposal so far and what will you be doing in future?

The areas requiring attention and focus are set out and follow-up actions will be assessed and monitored ongoing through the quarterly reporting mechanism. .

7. MONITORING: The impacts of this proposal will need to be monitored and reviewed. Please specify the date at which you will evaluate the impact, and where you will report the results of the review.

The impacts of this proposal will be evaluated on:	
--	--

18 FEBRUARY 2019 MEETING

CARDIFF CAPITAL REGION REGIONAL ECONOMIC GROWTH PARTNERSHIP – INITIAL INDUSTRIAL AND ECONOMIC GROWTH PLAN

REPORT OF PORTFOLIOS LEADS FOR INNOVATION AND BUSINESS, COUNCILLORS HUW THOMAS AND PETER FOX

AGENDA ITEM: 9

Reason for this Report

1. To seek Regional Cabinet's endorsement of the initial Cardiff Capital Region Industrial and Economic Plan - as developed by the Regional Economic Growth Partnership in conjunction with the City Deal Office.
2. To seek Regional Cabinet's agreement to the publication of the initial Industrial and Economic Plan and its launch at a Cardiff Capital Region City Deal event at Wales in London Week on 28 February 2019.

Background

3. The Regional Economic Growth Partnership was established, amongst other things, to advise the Regional Cabinet on its funding decisions from the Wider Investment Fund. To this end the Regional Economic Growth Partnership, in conjunction with the City Deal Office, has developed an Industrial and Economic Plan that takes the principles and themes within the JWA Five Year Business Plan, the Welsh Government Economic Action Plan, and the UK government Industrial Strategy, and articulates a strategic industrial and economic framework for the region. This will guide and influence future investment recommendations made by the Regional Economic Growth Partnership to Regional Cabinet and provides a proactive means of engaging with both governments and its economic investment programmes, in line with documented competitive strengths.
4. The development of the Industrial and Economic Plan has been led by the Economic Growth Partnership and builds upon the Growth and Competitiveness Commission Report (2016), and more recently, input from a comprehensive 'Sectoral Analysis' (2018) led by Professor Max Munday at Cardiff University. It has involved consultation and input from stakeholders across the region from Business, Academia and the Public Sector. The draft Plan has also been posted on the City Deal website, Twitter and has been consulted upon via the Regional Business Council to bodies such as the CBI, Institute of Directors and Chambers of Commerce.

5. The Industrial and Economic Plan (contained in Appendix 1) is consistent with the JWA Five Year Business Plan, Assurance Framework and contextualises recent developments around the Investment and Intervention Framework. The Plan sets out a bold and ambitious approach to driving economic and inclusive growth in the region and provides a framework in which the City Deal programme can advance and deliver. It provides the foundations for the development and operation of the Intervention and Investment Framework, in order that programme and investment decisions are made in line with identified 'sweet-spots'. Whilst local leadership has been a central feature of its development, the Plan is industry led, evidence-based and grounded in furthering the competitive strengths of the region
6. The document is an initial one in that it provides a framework for further engagement and work with UK and Wales Governments to align with the Industrial Strategy (and Industrial Strategy Challenge Fund) and Economic Action Plan, respectively. This sends clear signals of intent about the approach to leveraging in wider investment, positioning for co-investment and additional value, opportunities and networks, demonstrating the role of City Deal as a catalyst and pump-primer. There is potential for a further iteration of the Plan in order to fit with Wales Government's emerging plans around regional economic development; and, for the Plan to contribute to a wider framework to be jointly agreed with Wales Government. This is especially important and relevant given Wales Government's new approach to 'Economic Regions' and the potential to establish a joint strategic framework and structure for economic development in the region. Conversations and initial development work has begun. However, as this will take a while longer, it is considered that with key events forthcoming such as Wales in London Week (February 2019); and, MIPIM (March 2019); the production of a new Annual Business Plan (2019-20); the launch of Wave 3 Challenge Calls under the Industrial Strategy Challenge Fund and engagement activity stepping up around pipeline opportunities – it is important that an initial Industrial and Economic Growth Plan is in place soonest.

Legal Implications

7. The Cardiff Capital Region Industrial and Economic Plan ('the Plan') refers to proposals to establish an investment and intervention framework that will contain three designated and interconnected investment priorities (Innovation, Infrastructure, and Challenge). Detailed legal advice will be required on the proposed framework as it is developed to ensure that it accords with the provisions of the Joint working agreement in relation to the delivery of the Cardiff Capital Region City Deal. It is understood that further reports on the proposed investment and intervention framework will be submitted to Regional Cabinet for approval.

Wellbeing of Future Generations Act (Wales)

8. In developing the Plan and in considering its endorsement regard should be had, amongst other matters, to:
 - (a) the Welsh Language (Wales) Measure 2011 and the Welsh Language Standards,
 - (b) Public sector duties under the Equalities Act 2010 (including specific Welsh public sector duties). Pursuant to these legal duties Councils must in making decisions have due regard to the need to (1) eliminate unlawful discrimination, (2) advance equality of opportunity and (3) foster good relations on the basis of protected characteristics. Protected characteristics are : a. Age; b. Gender reassignment; c. Sex; d. Race – including ethnic or national origin, colour or nationality; e. Disability; f. Pregnancy and maternity; g. Marriage and civil partnership; h. Sexual orientation; i. Religion or belief – including lack of belief and the Well Being of Future Generations (Wales) Act 2015.
9. The Well-Being of Future Generations (Wales) Act 2015 ('the Act') is about improving the social, economic, environmental and cultural well-being of Wales. The Act places a 'well-being duty' on public bodies aimed at achieving 7 national well-being goals for Wales - a Wales that is prosperous, resilient, healthier, more equal, has cohesive communities, a vibrant culture and thriving Welsh language and is globally responsible. In discharging their respective duties under the Act, each public body listed in the Act (which includes the Councils comprising the CCRCD) must set and published wellbeing objectives. These objectives will show how each public body will work to achieve the vision for Wales set out in the national wellbeing goals. When exercising its functions, the Regional Cabinet should consider how the proposed decision will contribute towards meeting the wellbeing objectives set by each Council and in so doing achieve the national wellbeing goals.
10. The wellbeing duty also requires the Councils to act in accordance with a 'sustainable development principle'. This principle requires the Councils to act in a way which seeks to ensure that the needs of the present are met without compromising the ability of future generations to meet their own needs. Put simply, this means that Regional Cabinet must take account of the impact of their decisions on people living their lives in Wales in the future. In doing so, Regional Cabinet must:
 - Look to the long term
 - Focus on prevention by understanding the root causes of problems
 - Deliver an integrated approach to achieving the 7 national well-being goals
 - Work in collaboration with others to find shared sustainable solutions
 - Involve people from all sections of the community in the decisions which affect them.

11. Regional Cabinet must be satisfied that the proposed decision accords with the principles above. To assist Regional Cabinet to consider the duties under the Act in respect of the decision sought, an assessment has been undertaken, which is attached at Appendix 2 (Well-being of Future Generations assessment) for Member's consideration.

Financial Implications

12. There are no direct financial implications arising from this report. Any future report brought forward in respect of funding decisions relating to the Cardiff Capital Region Wider Investment Fund will need to give due regard and consideration to matters set-out in the Joint Working Agreement and its associated Schedules, as well as Welsh Government's funding terms and conditions in respect of the HM Treasury Contribution.

Recommendations

It is recommended that the Cardiff Capital Region Joint Cabinet:

- i.) Endorse the initial Regional Industrial and Economic Growth Plan and agree to its publication
- ii.) Agree the launch of the Plan at a Cardiff Capital Region City Deal event at Wales in London Week on 28 February 2019.

Kellie Beirne
Cardiff Capital Region Director
18 February 2019

Appendices:

Appendix 1 – Final Industrial and Economic Plan
Appendix 2 – Wellbeing / Equalities Assessment

Background Papers

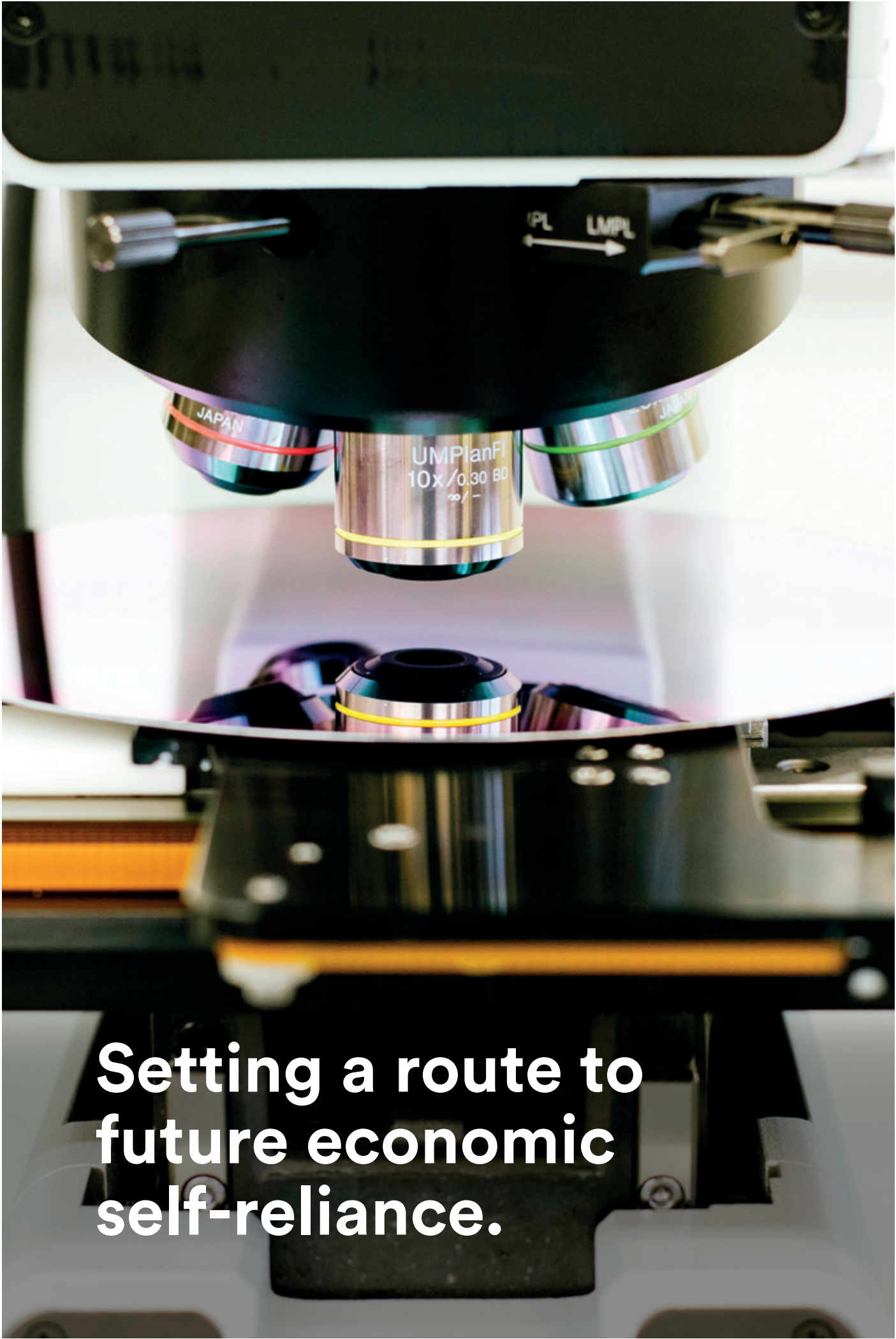
The following Background Papers have been taken into consideration:

- i) Report to Regional Cabinet of 14th July 2017 – REGP
- ii) Report to Regional Cabinet of 2nd May 2017 – Grant Funding Terms and Conditions
- iii) CCR City Deal Strategic Business plan Wider Investment Fund (JWA five year Business plan)
- iv) Joint working Agreement dated 1.3.17 in relation to the delivery of the Cardiff Capital Region City Deal (including the Assurance Framework)



Cardiff Capital Region Industrial and Economic Plan

Introduction	04
Overview of the Regional Economy	06
Investment and Intervention Framework	07
Regional Priorities to Boost Productivity and Accelerate Economic and Inclusive Growth	08
Businesses that Succeed	09
Skills of the Future	10
Infrastructure Fit for the Future	11
Enabling Innovation-Led Growth	12



01. Introduction

The Regional Economic Growth Partnership was established to advise on the implementation of the Cardiff Capital Region City Deal's Wider Investment funds. This Industrial and Economic Plan sets out an ambitious and long-term plan to boost productivity and accelerate economic and inclusive growth in the region by making the Cardiff Capital Region (CCR) a highly investable proposition, backing businesses to create good and sustainable jobs through targeted investments in skills, priority industries, infrastructure and innovation. This is a complete departure from siloed infrastructure and sectoral programmes of the past, and is a 20-year plan which will need to be flexible and adapt over time – it will be refreshed and updated periodically.

We are currently in an extremely dynamic and turbulent time with no more European Structural Funds, no more City Deals – the end of the allocation of public funds – and a move towards competing for funds and investments based on competitive advantage. This is a significant shift, moving away from a dependency culture to a competitive culture, where influence and excellence are core commodities. We will also need to embrace co-investment approaches, be more challenge focussed in our approach and explore what fiscal levers and incentives can be maximised to ensure the future productivity and prosperity of the region.

Our approach will be based on:



Cohesion

Policy collaboration and delivery partnerships ensuring that there is cumulative impact to the range of investments and interventions delivered by the City Deal.



Scale

Limited number of significant interventions, rather than a disparate range of loosely connected small-scale activities.



Leverage

Maximise the City Deal investments by attracting co-investors with complementary funding and resources.



Return on Investment

Demonstrable impact and benefit will be expected from all investments and interventions.



Ecosystem Development

Supporting the development of a strong economic and innovation ecosystem to deliver the plan and develop clusters of excellence within our region.

“We will address two mutually supportive objectives of boosting competitiveness and tackling inequalities.”

The purpose of the plan is to guide the deployment of funding, policy decisions, and targeted effort to ensure the future productivity and prosperity of the region. It sets out a route to future economic self-reliance.

In delivering sustainable and inclusive growth, we will address two mutually supportive objectives of boosting competitiveness and tackling inequalities. The introduction of inclusive and regenerative growth as central threads of the plan set out the case for delivering an economic agenda that drives sustainable economic growth and productivity across all of the region.

The CCR Industrial Plan is promoting a new way of working within the region, with UK Government, Welsh Government and local government working together and in partnership with the private sector, Higher Education and Further Education

institutions, third sector and other public sector bodies on boosting productivity and accelerating economic and inclusive growth. This will build on the foundations established in the CCR City Deal. Where appropriate, we will work with partners beyond the CCR in both the Swansea Bay Region, the South West of England and beyond where the critical mass across the partnerships will allow a greater strategic focus to improve productivity.

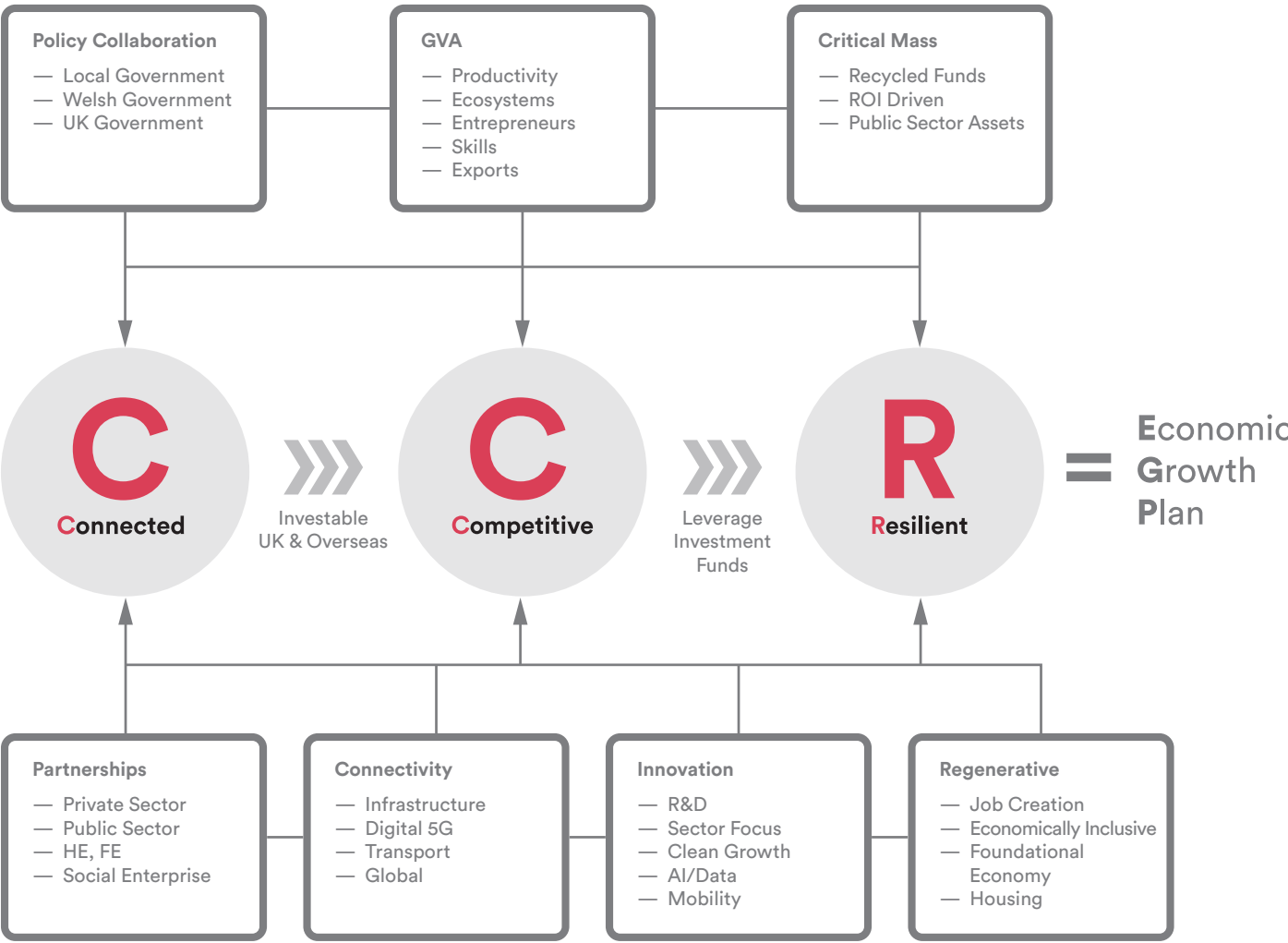
The role of government is to be a shaper of our region; to convene, facilitate and catalyse strategic interventions and investments that will deliver on our combine goals and objectives. Delivery of the plan will be a partnership between the private, public, education and third sectors.

The development of the CCR Industrial Plan has been led by the Economic Growth Partnership and has

involved partnership with the wider business community and government at all levels. It builds on the Growth and Competitiveness Commission Report (2016); is informed by the UK Industrial Strategy (2017), Welsh Government Economic Action Plan (2017) and two recent Science and Innovation Audits that cover the region – the South West England and South East Wales S&I Audit (2016) and the South Wales Crucible Audit (2018).

The Economic Growth Partnership is investing in data analysis capability to provide robust and reliable data on a series of economic and social indicators to better understand the performance of the region. This will ensure well informed decisions are taken in the delivery of the regional industrial and economic growth plan.

Title for diagram?



02. Overview of the Regional Economy

The CCR City Deal was agreed in 2016, and the Growth and Competitiveness Commission report set out a broad framework for an enabling approach that addresses the key issues of growth, inclusivity and sustainability. The Metro has been tendered, and a significant investment has been made in the Compound Semiconductor Foundry providing further stimulus to the development of the CS Cluster in the region. These investments sit alongside and are complementary to other investments made by the UK Government, Welsh Government, Welsh European Funding Office, and the Development Bank of Wales within the region.

The region is well skilled with a high proportion of the population with qualifications of degree level or equivalent, has a Capital City at its heart that has cultural and sporting facilities the envy of many other cities in the UK and further afield. The quality of life is second to none with great coastline, forests, parks and rivers, with the Brecon Beacons National Park nestling to the north of the region.

Whilst tentative progress has been made recently with a reduction in unemployment, and value added has risen, we have not seen the required

upturn in economic productivity. GVA per capita remains low, over reliance on the high proportion of public sector work, low levels of R&D, poor connectivity (transport and digital) within the region, Wales, UK and globally, lack of ambition and support for growth for our SMEs to progress into medium sized businesses, a prevailing grant culture and dependency, and proportionality high levels of economic inactivity in comparison to other City Regions and Local Enterprise Partnerships across the UK remain.

Work is ongoing to develop an analytical framework to provide evidence to identify the key inclusive growth challenges of the region, which will assist in establishing appropriate interventions to address the twin objectives of boosting competitiveness and tackling inequality.



“The region is well skilled with a high proportion of the population with qualifications of degree level or equivalent...”

03. Investment and Intervention Framework

We are establishing an investment and intervention framework that will contain three designated and interconnected investment priorities linked by common focus on securing a coherent, competitive, sustainable and fair regional economy. The region is open for business and the investment and intervention framework will outline clearly how we are conducting our business. The three designated investment priorities (Innovation, Infrastructure, and Challenge) will support the delivery of the plan and will be established in partnership with the investor community to drive forwards our economic ambitions and priorities within the region. We will have a focus on an evergreen approach to our investment funds with a strong co-investment principle.

The Innovation investments will focus on opportunities where there is demonstrable competitive strength, leveraging significant other investments which will provide direct returns to the fund. The rate of return in this category will be high and ensure an evergreen investment fund for the region whilst providing a significant contribution towards jobs growth, investment leverage and GVA uplift. The Infrastructure investments will focus mainly on infrastructure projects where the public sector creates the

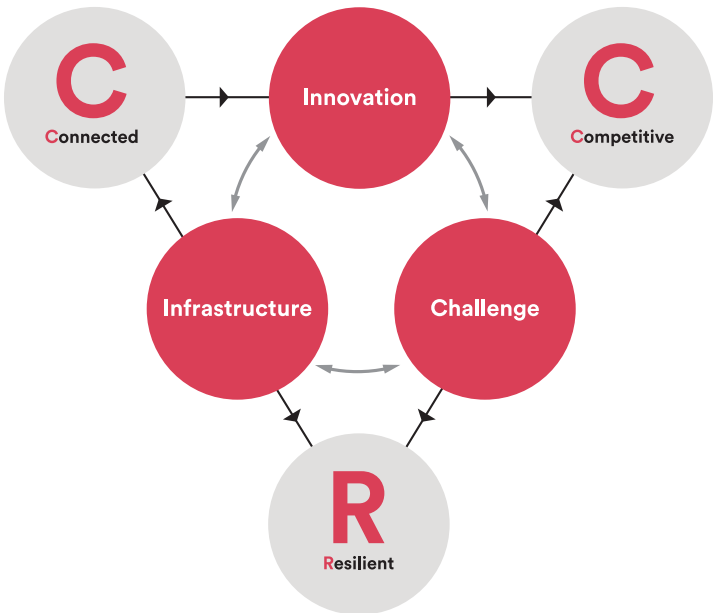
conditions for private sector success and civic benefits. The return on investment here will typically be indirect due to its enabling nature. Finally, the Challenge investments will be more competitive in process and will aim to identify the best solutions to challenges faced by the region. It is expected that there will be both direct and indirect returns on investment.

The ultimate aim of the investments will be improving the business environment within the CCR, creating rich ecosystems that stretch and support the development of key sectors in the economy, improving comparative performance against other cities and regions in the UK and internationally. We aim to make the CCR one of the most investable regions within the UK.

The Investment and Intervention Framework will build a delivery pipeline with our partners within, and beyond, the region focussed on the priorities identified within this plan. It will be a key facilitator to support an interconnected set of proposals over the next five years to deliver on the ambition and priorities outlined in this plan.

“We aim to make the CCR one of the most investable regions in the UK.”


CCR Investment Fund Structure



04. Regional Priorities to Boost Productivity and Accelerate Economic and Inclusive Growth

Regional priorities to boost productivity and accelerate economic and inclusive growth have been identified to specifically build on our strengths and address our weaknesses.

We believe that this two-pronged approach will boost local productivity and overcome our local barriers within the region. The remaining sections of the plan outline our priorities.



05. Businesses that Succeed

The CCR wishes to perform economically on a par with any region in the UK and internationally. It currently sits bottom of most of the economic productivity and competitiveness tables in the UK. In order to move the needle and improve the economic prosperity of the region, we must:

- Identify areas of comparative strength in the CCR that can compete at a UK level and internationally, and invest in them;
- Create rich ecosystems that stretch and support the development of key sectors within the economy – take a challenge led approach that drives up ambition and cohesiveness;
- Encourage and support entrepreneurship so that our population not only seeks employment but creates employment within the region;
- Support and nurture the Foundational Economy;
- Target our most deprived and isolated communities and support regenerative growth;
- Turn the large public sector base within the region into an asset that adds prosperity to the region.

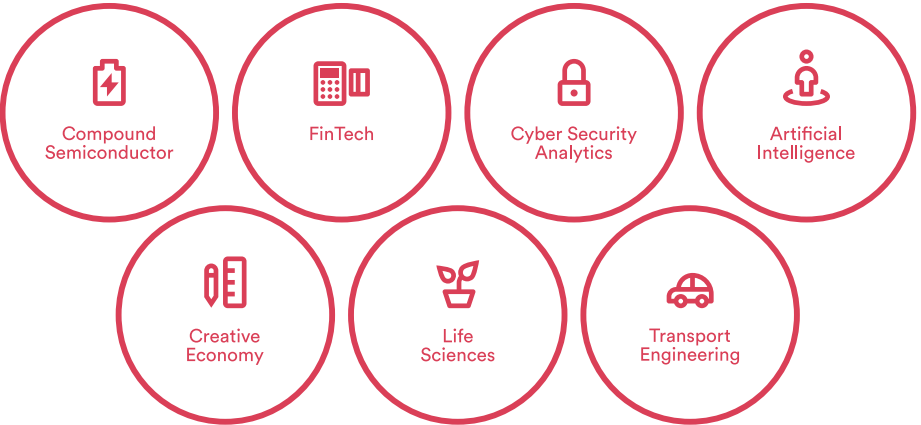
Building on our competitive advantage and opportunity within the economy we will strategically target the following sectors for support to grow and flourish. These are:

- Compound Semiconductors, its supply chain and applications
- FinTech
- Cyber Security Analytics
- Artificial Intelligence and Data Science
- Creative Economy
- Life sciences and more specifically the medical devices and diagnostics sub-sectors
- Transport Engineering – automotive, trains and aircraft

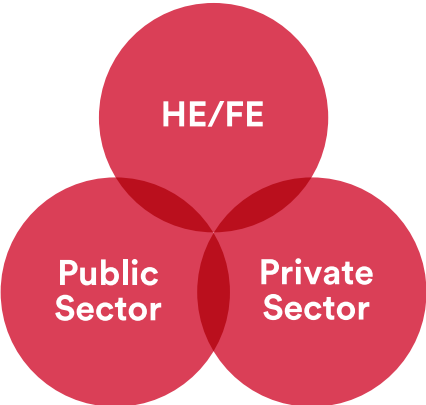
The list of strategic sectors is not exclusive, and we will support investments in other sectors such as energy and environment if a compelling case is made. Sectoral analysis work is ongoing to ensure that our focus is evidence based.

We will also promote the CCR as an attractive place for business and encourage close collaborations and partnership working across the private sector and with the public sector, Higher Education and Further Education sectors. Cross-sectoral collaboration and cohesion will be a central feature of our approach. CCR is open for business.

Sectors to strategically target:



Cross sectoral collaboration and stakeholder cohesion is a central feature:



06. Skills of the Future


We have a skilled workforce in the region, with our Colleges and Universities playing a critical role, but there is more to be done. We need to continue to work on joining up the education, employment and skills system to meet the region's business and public sector needs of today and in the future. We must ensure that the region has a highly-skilled, motivated and forward-thinking workforce with a significant supply of critical skills to enable businesses to flourish over the next decades from entry level to masters and doctorate level qualifications.

We will look to enhance existing and develop new provisions where required to drive the priorities of our businesses in the region. Working in partnership with our education and training providers, we will:

- Develop proposals for data, cyber, digital and software scientists to exploit the potential of the new industries of the future and derive added value from existing and more traditional industries;

- Develop proposals to service the needs of our priority sectors within the region e.g. Compound Semiconductor Cluster;
- Develop proposals for a high-quality executive leadership training for business leaders across the region (targeted specifically at SME's with growth potential);
- Develop a programme of entrepreneurship across the region (targeted at 14 to 21-year olds) to inspire the next generation of entrepreneurs within the region;
- Support existing initiatives to increase apprenticeships in growth sectors across the region at all levels;
- Upskill the public sector with data literacy, research and development, procurement, and innovative leadership capacity;
- Working with current schools, colleges, universities, and private providers to ensure that sufficient local home grown talent is nurtured and trained to service the needs of our foundational economy.

“We must ensure that the region has a highly-skilled, motivated and forward-thinking workforce...”



07. Infrastructure Fit for the Future

Connectivity is critical – both digital and physical. We need a reliable infrastructure that connects the region, both within and wider afield, to boost productivity and prosperity. The current Metro plans are a significant step in this direction and we will bring forward further proposals to maximise and unlock future potential offered by its development. We will ensure that we have a road, rail, air and digital infrastructure (fixed and mobile) to connect us to the world. Working with our partners we will:

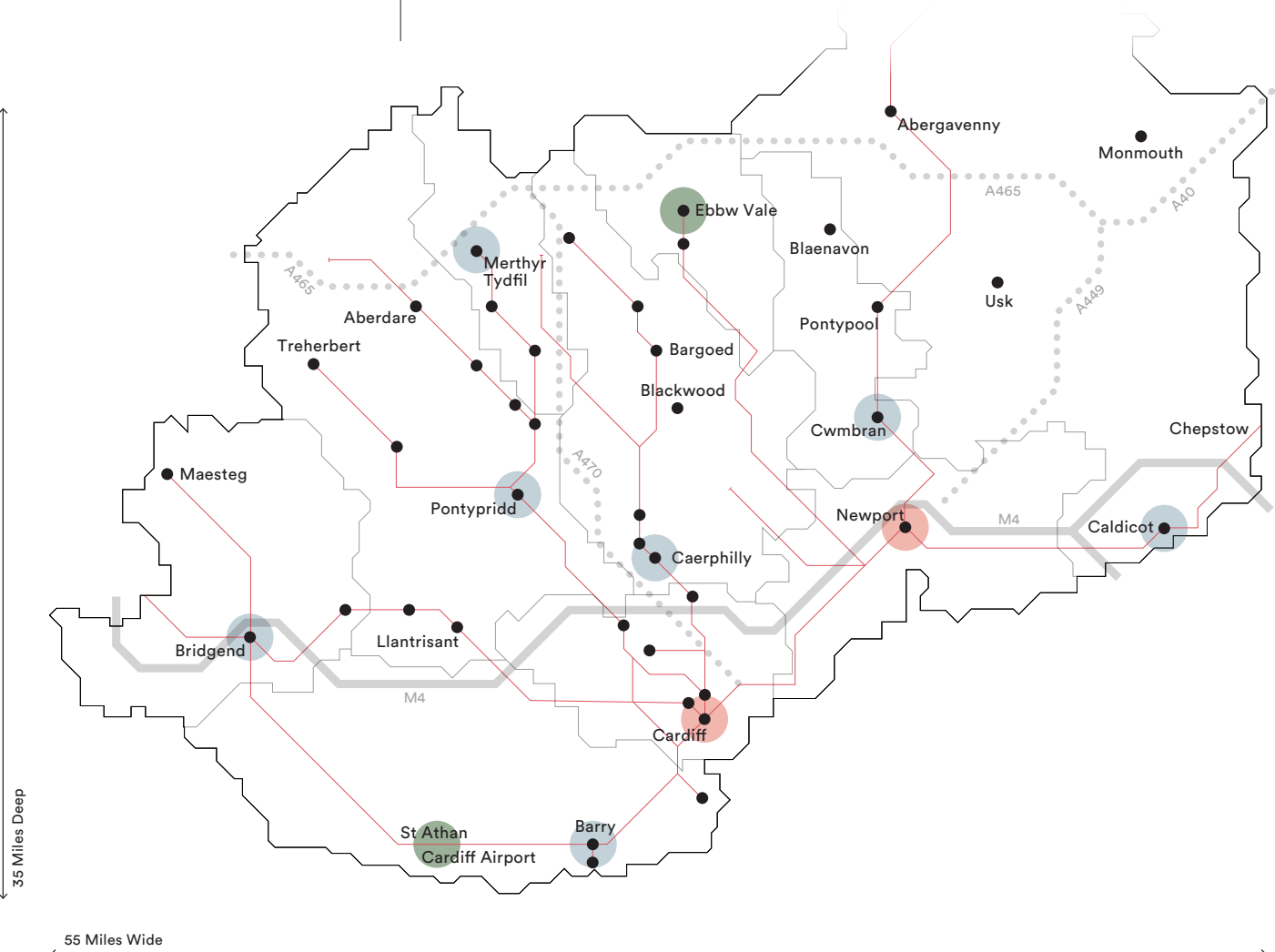
- Develop a Digital Connectivity Plan to make the region one of the most digitally advanced regions in the UK;
- Continue to work closely with the UK and Welsh Governments to further develop, enhance and implement the transport network to improve links within the region, reduce congestion and connect people;

- Embrace the Metro as a backbone to connecting CCR and shaping places on its networks;
- Develop a series of strategic employment spaces across the region to meet the needs of businesses;
- Develop proposals for energy efficient and accessible housing;
- Utilities networks – ensure, for example, we are ready for the future of electric and/or hydrogen vehicles;
- Develop the organisational and data infrastructure and capacity within the public sector to embrace the challenge led approach through a Public Services Testbed.

A region wide strategic focus will enable key towns across the region to be connected ensuring that the growth of the economy is balanced and inclusive

Strategic Hubs and Opportunity Areas

- | | |
|--|--|
| <p>● Cities
Cardiff, Newport</p> <p>● Enterprise Zones
Ebbw Vale, Cardiff Airport & St Athan</p> | <p>● Strategic Hubs
Barry, Bridgend, Caerphilly, Caldicot, Cwmbran, Merthyr Tydfil, Pontypridd</p> |
|--|--|



08. Enabling Innovation-Led Growth

The UK Government Industrial Strategy identifies four Grand Challenges signalling a shift towards a challenge led approach to driving future productivity and prosperity. The Grand Challenges are future-facing

and will shape our economic future. They are underpinned by expected developments in technology that will transform industries and societies around the world in which the UK could play a leading role.

Expected developments in technology:



AI and Data Economy
Putting the UK at the forefront of the artificial intelligence and data revolution.



Clean Growth
Maximising the advantages for UK industry from the global shift to clean growth.



Ageing Society
Harnessing the power of innovation to meet the needs of an ageing society.



Future of Mobility
Becoming a world leader in the way people, goods and services move.

In time, other unidentified challenges will present themselves and we as a region must be able to react and address them.



Target UK GDP to be spent on R&D by 2027

We will take a broad view of innovation, focussed on innovation that increases productivity from the foundational economy, embracing innovation in public services, through to innovation in unique Intellectual Property where market leadership is evident. Successful innovation and commercialisation within this context will be critical to our success, and we will use novel instruments such as Challenge Funds to spearhead invention and promote competition for financial awards to best in class participants.

With historically low levels of competitiveness and productivity, coupled with low levels of R&D investment and intensity, we will encourage a greater focus on R&D and innovation within our region. The focus on the grand challenges within the Industrial Strategy and the target for 2.4% of UK GDP to be spent on R&D by 2027 we must support our economy to adapt and adjust to the wider economic context. Therefore, our focus on innovation-led growth will be central to our plan and we will identify our areas of competitive strength and support the establishment of clusters that can compete internationally.

Recognising that approximately two-thirds of the regional GVA is tied-up in the public sector we will establish a Public Services Testbed with a mission-driven approach to generate new collaborations and public services improvements and enable the delivery of public sector innovation and economic value. This approach involves the identification of a major ‘grand challenges’ and the development of ‘missions’ with clear and ambitious targets for improvement that form a basis upon which a number of related and complementary multi-sector (private, public, third sectors) projects may be identified in order to deliver business growth opportunities. The combination of public services innovation with new thinking in public sector procurement has the potential to generate new market opportunities, and commercial value that benefits the region.



“...we will encourage a greater focus on R&D and innovation within our region.”

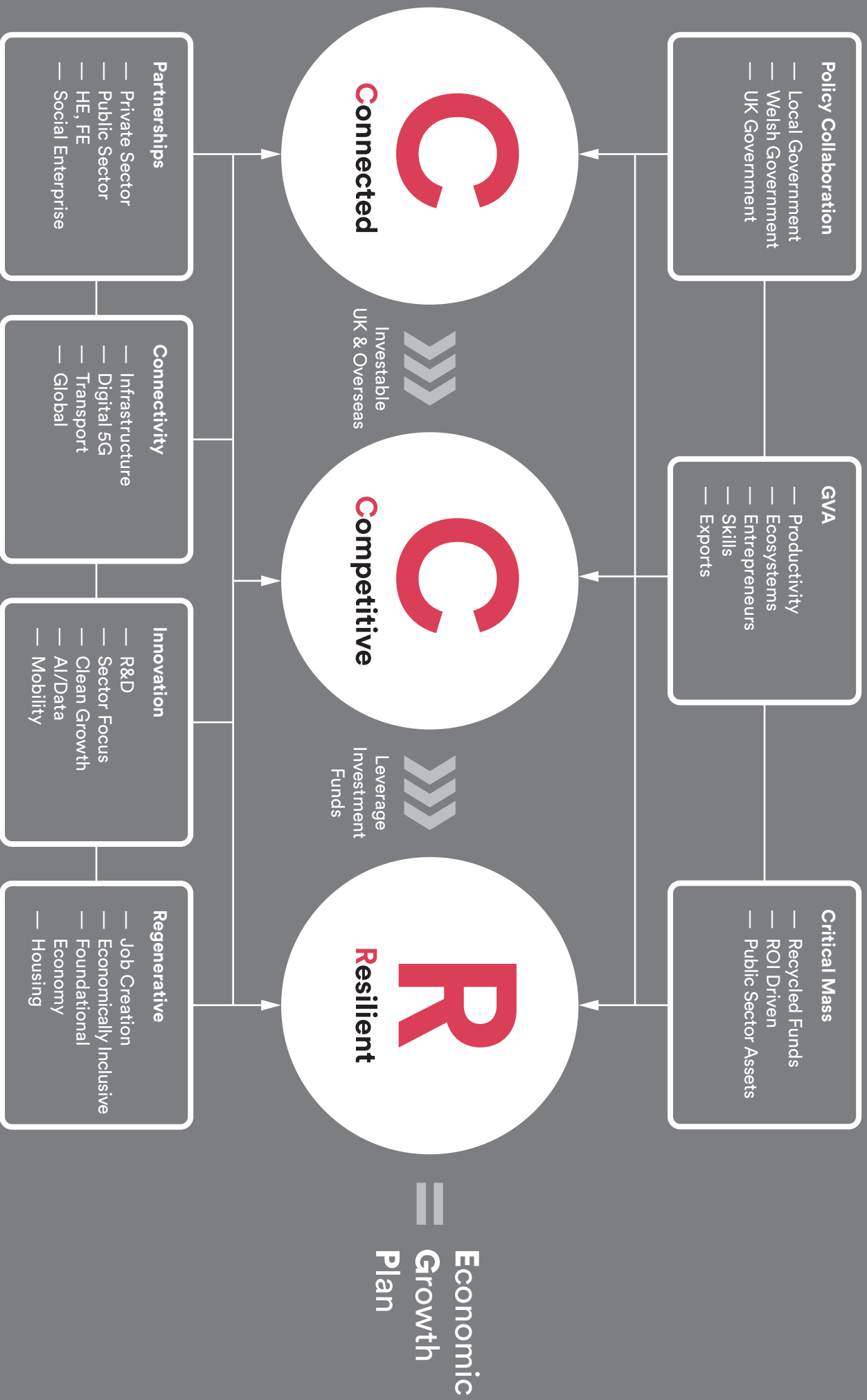




Useful Information & Contacts

Cardiff Capital Region

Web: www.cardiffcapitalregion.wales
Email: info@cardiffcapitalregion.wales



Future Generations Assessment






Name of the Officer completing the evaluation: Kellie Beirne Phone no: 07826 9219286 E-mail: kellie.beirne@cardiff.gov.uk	Please give a brief description of the aims of the proposal Setting out the REGP Regional Industrial and Economic Plan
Proposal: REGP –Initial Economic and Industrial Plan	Date Future Generations Evaluation form completed: 4 February 2018

1. **Does your proposal deliver any of the well-being goals below?** Please explain the impact (positive and negative) you expect, together with suggestions of how to mitigate negative impacts or better contribute to the goal.

Well Being Goal	Does the proposal contribute to this goal? Describe the positive and negative impacts.	What actions have been/will be taken to mitigate any negative impacts or better contribute to positive impacts?
A prosperous Wales Efficient use of resources, skilled, educated people, generates wealth, provides jobs	The Plan draws on data and evidence and seeks to set out the competitive strengths and advantages of the CCRCD	The proposal is predicated on the principles of 'good growth' and has enshrined within it, commitments to reducing inequality and promoting social justice.
A resilient Wales Maintain and enhance biodiversity and ecosystems that support resilience and can adapt to change (e.g. climate change)	The plan promotes 'good growth' and the kind of growth that has regard to living systems and demonstrating that a healthy economy and healthy planet are not mutually exclusive.	In sub-sets of the plan e.g. mobility – enhancement are being made to existing schemes around incorporation of Electric Vehicle and Station of the Future and Energy Revolution proposals and so on. We are taking bold steps to demonstrate value added through a focus on sustainability and resilience

Well Being Goal	Does the proposal contribute to this goal? Describe the positive and negative impacts.	What actions have been/will be taken to mitigate any negative impacts or better contribute to positive impacts?
A healthier Wales People's physical and mental wellbeing is maximized and health impacts are understood	Developing the conditions, through new links and networks – and opportunities for future engagement – will make a contribution to prosperity, which in turn will support wellness and wellbeing.	
A Wales of cohesive communities Communities are attractive, viable, safe and well connected	The plan seeks to position our region and its competitive strengths – economic and wider and will seek to yield demonstrative legacy benefit for the country as a whole.	ROI assessments and expert advice on how to leverage opportunities and build on local social capital whilst at the same time, scanning the world for experts who can help grow high potential ideas
A globally responsible Wales Taking account of impact on global well-being when considering local social, economic and environmental wellbeing	The Plan has regard to the wider factors required to support a vibrant and responsible economy	Proposals emanating from the Plan will place an emphasis on new forms of procurement and support for BCorps, employee owned and public purpose organisations. For example, Public Services Testbed.
A Wales of vibrant culture and thriving Welsh language Culture, heritage and Welsh language are promoted and protected. People are encouraged to do sport, art and recreation	Our City Deal is uniquely Welsh – but pitches towards being world leading in areas of competitive strength. This enables a strong reflection on our rich culture and heritage.	
A more equal Wales People can fulfil their potential no matter what their background or circumstances	City Deal is about delivering as far as possible across 10 LAs and a population of 1.5m people. It is about economic gains – but importantly how this will convert as tools for improving people's lives.	The 'spread' and targeting of City Deal benefits in a place-based and place-led way.

2. How has your proposal embedded and prioritized the sustainable governance principles in its development?

Sustainable Development Principle	Does your proposal demonstrate you have met this principle? If yes, describe how. If not explain why.	Are there any additional actions to be taken to mitigate any negative impacts or better contribute to positive impacts?
 <p>Long Term</p> <p>Balancing short term need with long term and planning for the future</p>	The Plan is relevant to today, but focused on foresight and what comes, tomorrow.	Continued work on data/ evidence and generating in equal measure, insight and foresight.
 <p>Collaboration</p> <p>Working together with other partners to deliver objectives</p>	The report sets out the different partners and sectors engaged in this work	City Deal will be delivered by a multiplicity of diverse partners.
 <p>Involvement</p> <p>Involving those with an interest and seeking their views</p>	The report sets out the different partners and sectors engaged in this work	
 <p>Prevention</p> <p>Putting resources into preventing problems occurring or getting worse</p>	The Plan seeks to stimulate economic activity in the region creating opportunities to engage people in work and develop the prosperity needed to ensure people are more economically self reliant and self sufficient.	
 <p>Integration</p> <p>Considering impact on all wellbeing goals together and on other bodies</p>	The REGP is not a public body. But, in working with City Deal and understanding some of the wider social and sustainability aims, seeks to make its contribution to wellbeing goals.	

3. Are your proposals going to affect any people or groups of people with protected characteristics? Please explain the impact, the evidence you have used and any action you are taking below.

Protected Characteristics	Describe any positive impacts your proposal has on the protected characteristic	Describe any negative impacts your proposal has on the protected characteristic	What has been/will be done to mitigate any negative impacts or better contribute to positive impacts?
Age	As with all those categories below – the impacts will relate to specific delivery that underpins the execution and operation of this Plan	None arising at this time.	
Disability	As above	As above	
Gender reassignment	As above	As above	
Marriage or civil partnership	As above	As above	
Pregnancy or maternity	As above		
Race	As above		
Religion or Belief	As above		
Sex	As above		
Sexual Orientation	As above		

Protected Characteristics	Describe any positive impacts your proposal has on the protected characteristic	Describe any negative impacts your proposal has on the protected characteristic	What has been/will be done to mitigate any negative impacts or better contribute to positive impacts?
Welsh Language	As above		

4. Safeguarding & Corporate Parenting. Are your proposals going to affect either of these responsibilities?

	Describe any positive impacts your proposal has on safeguarding and corporate parenting	Describe any negative impacts your proposal has on safeguarding and corporate parenting	What will you do/ have you done to mitigate any negative impacts or better contribute to positive impacts?
Safeguarding	Not directly relevant –however, building the future economy should have a profoundly positive impact on ability to safeguard the future of our residents		
Corporate Parenting	Not directly relevant – however building strength in the economy should create opportunities for all of the young people entrusted in our care		

5. What evidence and data has informed the development of your proposal?

<ul style="list-style-type: none"> • Evidence and data from other cities, regions and countries • New data emerging from the ISCF ann Innovate UK about engagement • Arloesiadur • Previous report of Economic Growth and Competitiveness Commission
--

6. **SUMMARY:** As a result of completing this form, what are the main positive and negative impacts of your proposal, how have they informed/changed the development of the proposal so far and what will you be doing in future?

As above, the main implications will be in the delivery of this work.

7. **MONITORING:** The impacts of this proposal will need to be monitored and reviewed. Please specify the date at which you will evaluate the impact, and where you will report the results of the review.

The impacts of this proposal will be evaluated on:

Quarterly 2019/20

This page is intentionally left blank

Agenda Item 11

Executive Committee and Council only

Date signed off by the Monitoring Officer: N/A

Date signed off by the Section 151 Officer: N/A

Committee: **Regeneration Scrutiny Committee**

Date of meeting: **14th November 2019**

Report Subject: **Forward Work Programme: 9th December 2019**

Portfolio Holder: **Cllr David Davies, Executive Regeneration and Economic Development**

Report Submitted by: **Cllr Lee Parsons, Chair of the Regeneration Scrutiny Committee**

Reporting Pathway								
Directorate Management Team	Corporate Leadership Team	Portfolio Holder / Chair	Audit Committee	Democratic Services Committee	Scrutiny Committee	Executive Committee	Council	Other (please state)
x	x	05.11.19			14.11.2019			

1. **Purpose of the Report**
 - 1.1 To present to Members the Regeneration Scrutiny Committee Forward Work Programme for the Meeting on 9th December 2019 for discussion and to update the Committee on any changes.
2. **Scope and Background**
 - 2.1 The Scrutiny Work Programmes are key aspects of the Council's planning and governance arrangements and support the requirements of the Constitution.
 - 2.2 The topics set out in the Forward Work Programme link to the strategic work of the Council as identified by the Council's Corporate Plan, corporate documents and supporting business plans. Effective work programmes are essential to ensure that the work of scrutiny makes a positive impact upon the Council's delivery of services.
 - 2.3 The Committee's Forward Work Programme was agreed in June 2019, recognising the fluidity of the document to enable the Committee to respond to urgent and emerging issues, and included timescales when reports will be considered by the Committee. The work programme is managed and implemented by the Scrutiny and Democratic Officer under the direction of the Chair and Committee.
 - 2.4 The forward work programme for the forthcoming meeting will be presented to Committee on a 6 weekly cycle in order that Members can consider the programme of work; request information is included within the reports, as appropriate and / or make amendments to the work programme.
3. **Options for Recommendation**
 - 3.1 **Option 1:** The Scrutiny Committee consider the Forward Work Programme for the meeting 9th December 2019, and :
 - Make any amendments to the topics scheduled for the meetings;
 - Suggest any additional invitees that the committee requires to fully

- consider the reports; and
- Request any additional information to be included with regards to the topics to be discussed.

3.2 **Option 2:** The Scrutiny Committee agree the Forward Programme for the meeting 9th December 2019, as presented.

Background Documents /Electronic Links

- Appendix 1 – Forward Work Programme – Meeting on 9th December 2019

Regeneration Scrutiny Committee
Forward Work Programme

Scrutiny Meeting Date: Monday 9th December 2019

Scrutiny Deadline to receive reports: Thursday 29th November 2019

Report Title	Lead Officer	Purpose of Report	Method/ Expert Witness/Exec Member	CLT Sign Off	Executive Meeting Date	Council Meeting Date
Performance Information on the Cardiff Capital Region City Deal Q4 Report	Ellie Fry	Monitoring Members to consider the activity of Blaenau Gwent Council as part of the overall CCRCD.	Agenda Item	26.11.19	N/A	12.12.19
Energy Prospectus	Ellie Fry / Amy Taylor	Service Delivery To present the energy opportunities in Blaenau Gwent and process towards securing suitable investment and partners for delivery.	Agenda Item	26.11.19	29.01.20	N/A
Housing Strategy	Bethan McPherson / Julie Mckim	Policy / Strategy Development To consider the review of the Housing Strategy.	Agenda Item	26.11.19	29.01.20	N/A
Trinity Chapel – Future Proposals	Nick Landers / Amy Taylor	Service Delivery To consider future proposals for Trinity Chapel.	Agenda Item	26.11.19	29.01.20	N/A
Legacy Funding Six monthly Update	Bethan McPherson	Monitoring Members to consider the six month review/position.	Agenda Item	26.11.19	29.01.20	N/A
Tech Valleys	Richard Crook	Service Delivery The report will provide an opportunity to outline the work to date, key themes and consider opportunities going forward.	Agenda Item	26.11.19	29.01.20	N/A
Regeneration Directorate –Six Monthly Performance report	Richard Crook	Monitoring Members to monitor the performance information for the Directorate.	Agenda Item	26.11.19	29.01.20	N/A

Report Title	Lead Officer	Purpose of Report	Method/ Expert Witness/Exec Member	CLT Sign Off	Executive Meeting Date	Council Meeting Date
Town Centres	Ellie Fry / Bethan McPherson	Policy Development To provide a discussion paper and process on the town centre priority.	Agenda Item	26.11.19	29.01.20	N/A
Departmental Staff Sickness Absence Quarterly Monitoring	Richard Crook	Monitoring To undertake a quarterly review of staff sickness absence.	Agenda Item	26.11.19	N/A	N/A
INFORMATION ITEMS						
Regional Skills Partnership (RSP)	Richard Crook	Information To receive an information report on the regional skills partnership work.	Information item	26.11.19	29.01.20	N/A

By virtue of paragraph(s) 14 of Part 1 of Schedule 12A
of the Local Government Act 1972.

Document is Restricted

This page is intentionally left blank

By virtue of paragraph(s) 14 of Part 1 of Schedule 12A
of the Local Government Act 1972.

Document is Restricted

This page is intentionally left blank

By virtue of paragraph(s) 14 of Part 1 of Schedule 12A
of the Local Government Act 1972.

Document is Restricted

This page is intentionally left blank